

To  
The Principal, Udalguri College, Udalguri  
From,  
The Convener, Feedback Cell, Udalguri College

## Analysis on Students' Feedback on Teachers

### Faculty of Arts

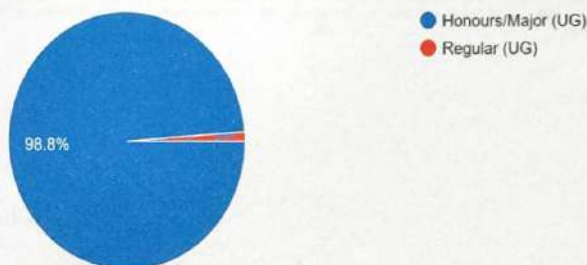
Udalguri College, Udalguri

Session :2022-2023

A survey was conducted to take feedback from the Students on Teachers of Udalguri College, Udalguri for the session 2022-23, by the Feedback Cell of the College on various aspects such as the knowledge base of the teachers, the teacher's role as a guide and mentor, regularity and punctuality of the teachers, sincerity and dedication of the teacher, knowledge and use of ICT tools in classroom, encouragement received from the teachers for extra-curricular activities, effort of the teachers in identifying strength and weakness of the students, availability of the teachers in and out of the class etc. The survey was conducted through feedback using Google Forms by providing an online questionnaire to the students of the arts stream containing a total of ten (10) questions. 336 students participated in the

Course

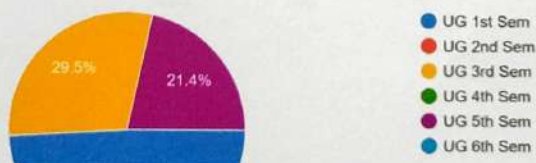
336 responses



survey.

Class/Semester

336 responses



PRINCIPAL  
UDALGURI COLLEGE  
UDALGURI

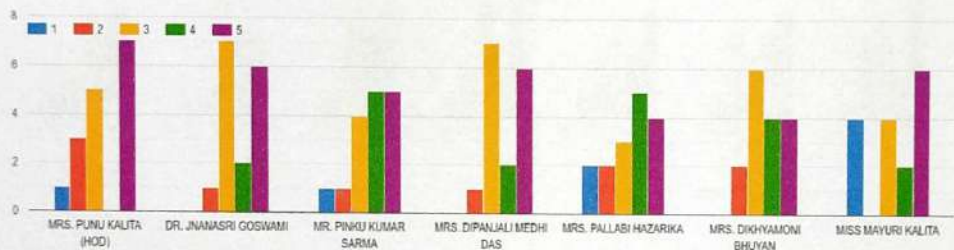
Department  
336 responses



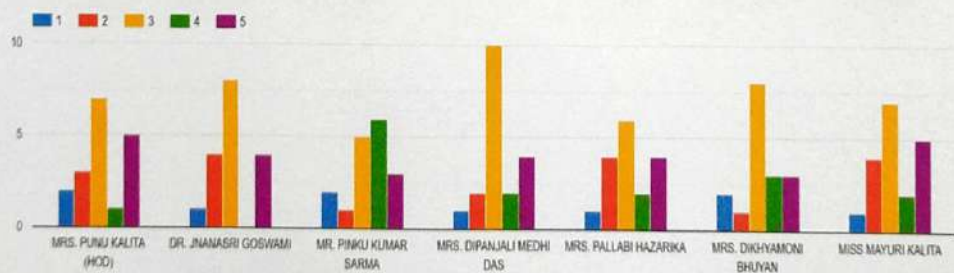
- Assamese
- Bodo
- Economics
- Education
- English
- History
- Philosophy
- Political Science
- Nepali

## (1) Department of Assamese :

Q.1. The knowledge base of the teacher is -

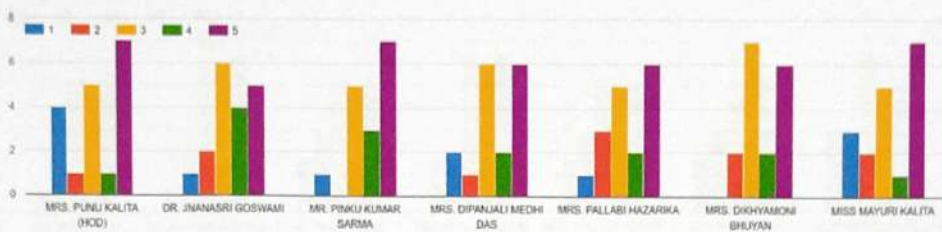


Q.2. Teacher's role as a guide and mentor

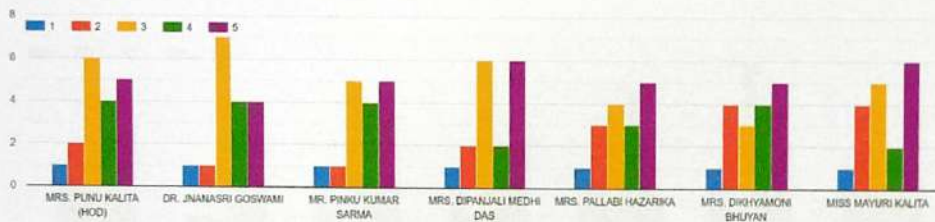


PRINCIPAL  
UDALGURI COLLEGE  
UDALGURI

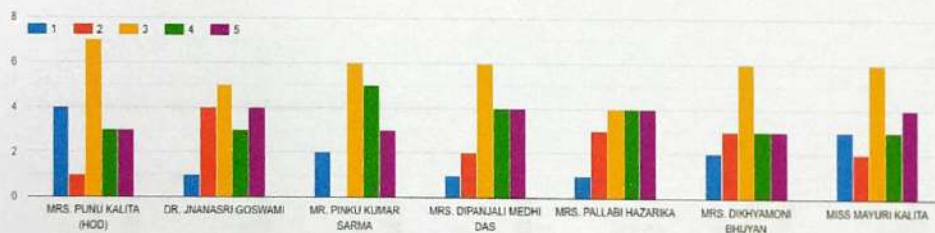
Q.3. Regularity and punctuality of the teacher-



Q.4. Sincerity and dedication of the teacher-



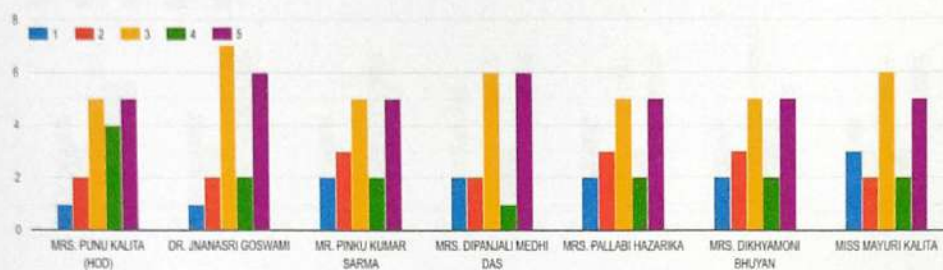
Q.5. Knowledge and use of ICT Tools in classroom



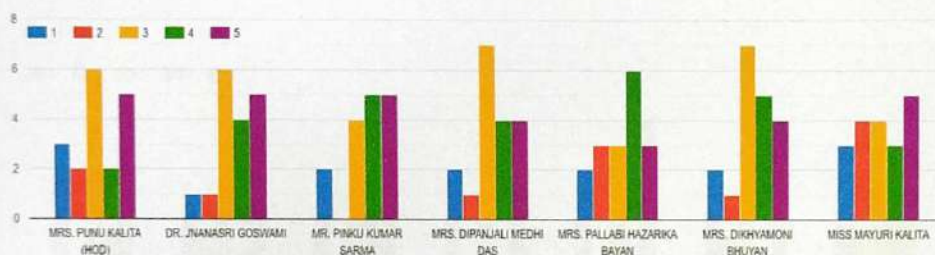
  
 PRINCIPAL  
 UDALGURI COLLEGE  
 UDALGURI



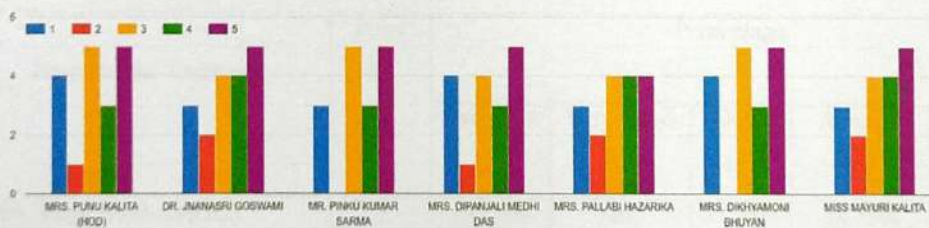
Q.6. Feedback taken by the teacher -



Q.7. The teacher incorporates examples in teaching to relate the course content to real life

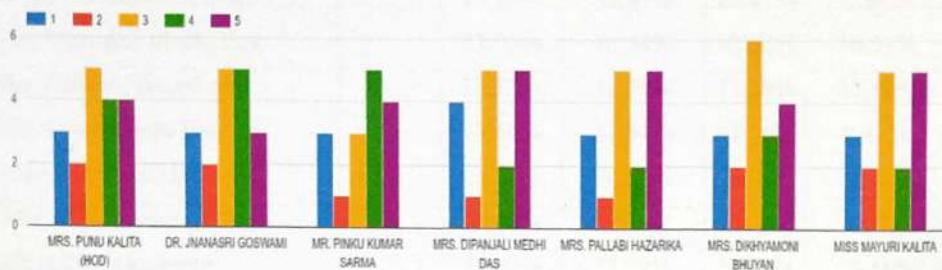


Q.8. Encouragement received from teachers for extra-curricular activities-

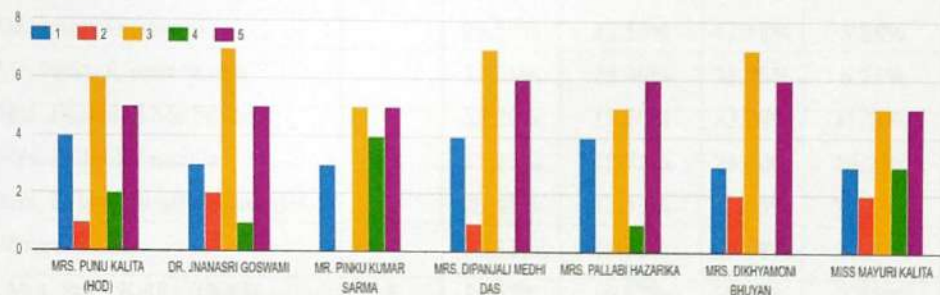


  
 PRINCIPAL  
 UDALGURI COLLEGE  
 UDALGURI

Q.9. Effort of the teacher in identifying strenght and weakness of the students-



Q.10. Availability of the teacher in and out of the class-



Feedback obtained from the students of Department of Assamese is analysed as given below-

Name of the Teachers	Point No	Percentage				
		Excellent (5)	Very Good (4)	Good (3)	Average (2)	Poor (1)
1.Mrs. Punu Kalita (HOD)	1	43.75%	NIL	31.25%	18.75%	6.25%
2.Dr.Jnansri Goswami		37.50%	12.50%	43.75%	6.25%	NIL
3.Mr. Pinku Kumar Sarma		31.25%	31.25%	25.00%	6.25%	6.25%
4.Mrs. Dipanjali Medhi Das		37.50%	12.5%	43.75%	6.25%	NIL
5.Mrs. Pallabi Hazarika		25.00%	31.25%	18.75%	12.50%	12.50%
6.Mrs. Dikhyamoni Bhuyan		25.00%	25.00%	37.50%	12.50%	NIL

  
**PRINCIPAL**  
**UDALGURI COLLEGE**  
**UDALGURI**



1. Mrs. Punu Kalita (HOD)	2	27.78%	5.55%	38.89%	16.67%	11.11%
2. Dr. Jnansri Goswami		23.53%	NIL	47.06%	23.53%	5.88%
3. Mr. Pinku Kumar Sarma		17.65%	35.29%	29.41%	5.88%	11.76%
4. Mrs. Dipanjali Medhi Das		21.05%	10.53%	52.63%	10.53%	5.26%
5. Mrs. Pallabi Hazarika		23.53%	11.76%	35.29%	23.53%	5.88%
6. Mrs. Dikhyamoni Bhuyan		17.64%	17.64%	47.06%	5.88%	11.76%
7. Miss Mayuri Kalita		26.31%	10.52%	36.84%	21.05%	5.26%
1. Mrs. Punu Kalita (HOD)	3	38.89%	5.55%	27.78%	5.55%	22.22%
2. Dr. Jnansri Goswami		27.78%	22.22%	33.33%	11.11%	5.55%
3. Mr. Pinku Kumar Sarma		43.75%	18.75%	31.25%	NIL	6.25%
4. Mrs. Dipanjali Medhi Das		35.29%	11.76%	35.29%	5.88%	11.76%
5. Mrs. Pallabi Hazarika		35.29%	11.76%	29.41%	17.65%	5.89%
6. Mrs. Dikhyamoni Bhuyan		35.29%	11.76%	41.18%	11.76%	NIL
7. Miss Mayuri Kalita		38.89%	5.55%	27.78%	11.11%	16.67%
1. Mrs. Punu Kalita (HOD)	4	27.78%	22.22%	33.33%	11.11%	5.55%
2. Dr. Jnansri Goswami		23.53%	23.53%	41.18%	5.88%	5.88%
3. Mr. Pinku Kumar Sarma		31.25%	25.00%	31.25%	6.25%	6.25%
4. Mrs. Dipanjali Medhi Das		35.29%	11.76%	35.29%	11.76%	5.88%
5. Mrs. Pallabi Hazarika		31.25%	18.75%	25.00%	18.75%	6.25%
6. Mrs. Dikhyamoni Bhuyan		29.41%	23.53%	17.65%	23.53%	5.88%
7. Miss Mayuri Kalita		33.33%	11.11%	27.78%	22.22%	5.55%
1. Mrs. Punu Kalita (HOD)	5	16.67%	16.67%	38.89%	5.55%	22.22%
2. Dr. Jnansri Goswami		23.53%	17.64%	29.41%	23.53%	5.88%
3. Mr. Pinku Kumar Sarma		18.75%	31.25%	37.50%	NIL	12.50%
4. Mrs. Dipanjali Medhi Das		23.53%	23.53%	35.29%	11.76%	5.88%
5. Mrs. Pallabi Hazarika		25.00%	25.00%	25.00%	18.75%	6.25%
6. Mrs. Dikhyamoni Bhuyan		17.64%	17.64%	35.29%	17.64%	11.76%
7. Miss Mayuri Kalita		22.22%	16.67%	33.33%	11.11%	16.67%
1. Mrs. Punu Kalita (HOD)	6	29.41%	23.53%	29.41%	11.76%	5.88%
2. Dr. Jnansri Goswami		33.33%	11.11%	38.89%	11.11%	5.55%
3. Mr. Pinku Kumar Sarma		31.25%	12.50%	25.00%	18.75%	12.50%
4. Mrs. Dipanjali Medhi Das		35.29%	5.88%	35.29%	11.75%	11.76%
5. Mrs. Pallabi Hazarika		29.41%	11.76%	29.41%	17.64%	11.76%
6. Mrs. Dikhyamoni Bhuyan		29.41%	11.76%	29.41%	17.64%	11.76%
7. Miss Mayuri Kalita		27.78%	11.11%	33.33%	11.11%	16.67%
1. Mrs. Punu Kalita (HOD)	7	27.78%	11.11%	33.33%	11.11%	16.67%
2. Dr. Jnansri Goswami		29.41%	23.53%	35.29%	5.88%	5.88%

  
 PRINCIPAL  
 UDALGURI COLLEGE  
 UDALGURI

3. Mr. Pinku Kumar Sarma		31.25%	31.25%	25.00%	NIL	12.50%
4. Mrs. Dipanjali Medhi Das		22.22%	22.22%	38.89%	5.55%	11.11%
5. Mrs. Pallabi Hazarika		17.64%	35.29%	17.64%	17.64%	11.76%
6. Mrs. Dikhyamoni Bhuyan		21.05%	26.31%	36.84%	5.26%	10.52%
7. Miss Mayuri Kalita		26.31%	15.79%	21.05%	21.05%	15.79%
1. Mrs. Punu Kalita (HOD)	8	27.78%	16.67%	27.78%	5.55%	22.22%
2. Dr.Jnansri Goswami		27.78%	22.22%	22.22%	11.11%	16.67%
3. Mr. Pinku Kumar Sarma		31.25%	18.75%	31.25%	NIL	18.75%
4. Mrs. Dipanjali Medhi Das		29.41%	17.64%	23.53%	5.88%	23.53%
5. Mrs. Pallabi Hazarika		23.53%	23.53%	23.53%	11.76%	17.64%
6. Mrs. Dikhyamoni Bhuyan		29.41%	17.64%	29.41%	NIL	23.53
7. Miss Mayuri Kalita		27.78%	22.22%	22.22%	11.11%	16.67%
1. Mrs. Punu Kalita (HOD)	9	22.22%	22.22%	27.78%	11.11%	16.67%
2. Dr.Jnansri Goswami		16.67%	27.78%	27.78%	11.11%	16.67%
3. Mr. Pinku Kumar Sarma		25.00%	31.25%	18.75%	6.25%	18.75%
4. Mrs. Dipanjali Medhi Das		29.41%	11.76%	29.41%	5.88%	23.53%
5. Mrs. Pallabi Hazarika		31.25%	12.50%	31.25%	6.25%	18.75%
6. Mrs. Dikhyamoni Bhuyan		22.22%	16.67%	33.33%	11.11%	16.67%
7. Miss Mayuri Kalita		29.41%	11.76%	29.41%	11.76%	17.64%
1. Mrs. Punu Kalita (HOD)	10	27.78%	11.11%	33.33%	5.55%	22.22%
2. Dr.Jnansri Goswami		27.78%	5.55%	38.89%	11.11%	16.67%
3. Mr. Pinku Kumar Sarma		31.25%	31.25%	25.00%	6.25%	6.25%
4. Mrs. Dipanjali Medhi Das		33.33%	NIL	38.89%	5.55%	22.22%
5. Mrs. Pallabi Hazarika		25.00%	31.25%	18.75%	12.50%	12.50%
6. Mrs. Dikhyamoni Bhuyan		33.33%	NIL	38.89%	11.11%	16.67%
7. Miss Mayuri Kalita		27.78%	16.67%	27.78%	11.11%	16.67%

  
**PRINCIPAL**  
 UDALGURI COLLEGE  
 UDALGURI

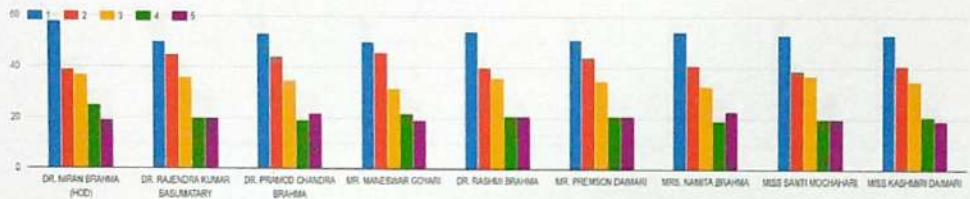
(2) Department of Bodo :



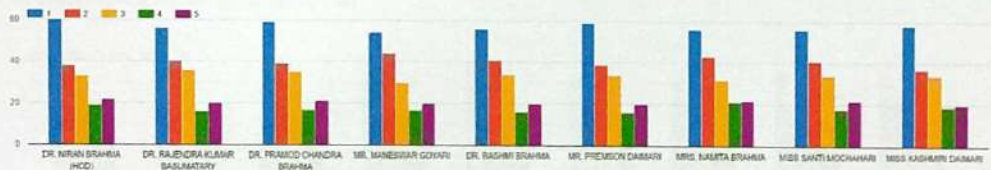
Q.1 The knowledge base of the teacher is -



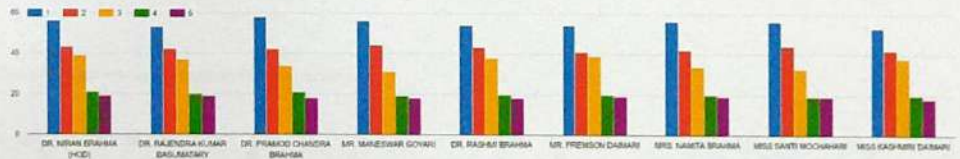
Q.2 Teacher's role as a guide and mentor -



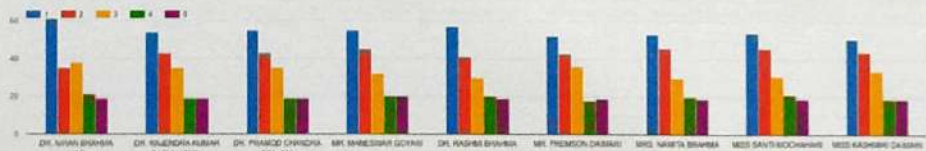
Q.3. Regularity and punctuality of the teacher-



Q.4. Sincerity and dedication of the teacher -



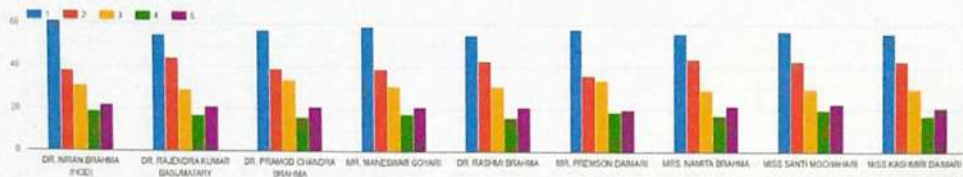
Q.5 Knowledge and use of ICT Tools in classroom-



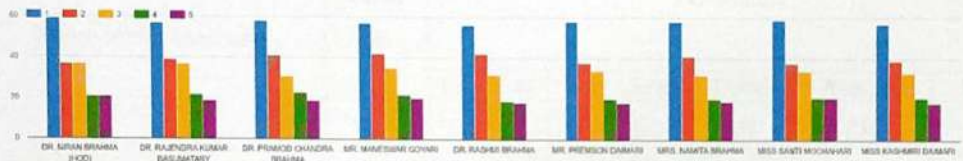
  
 PRINCIPAL  
 UDALGURI COLLEGE  
 UDALGURI



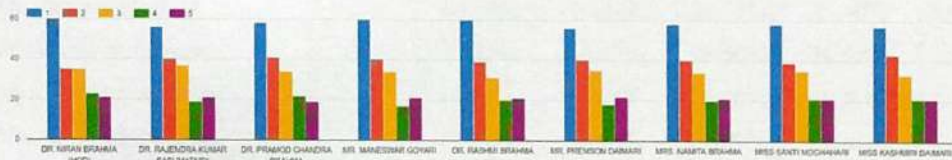
Q.6. Feedback taken by the teacher is-



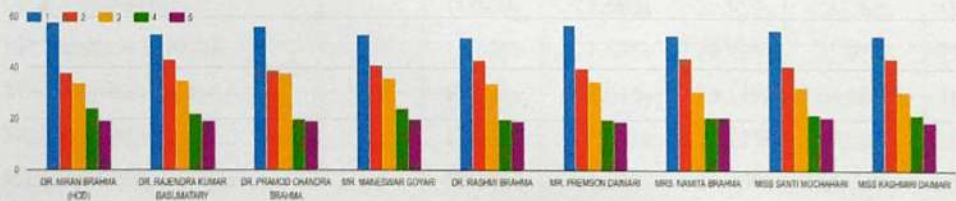
Q.7. The teacher incorporates examples in teaching to relate the course content to real life



Q.8. Encouragement received from teachers for extra-curricular activities-

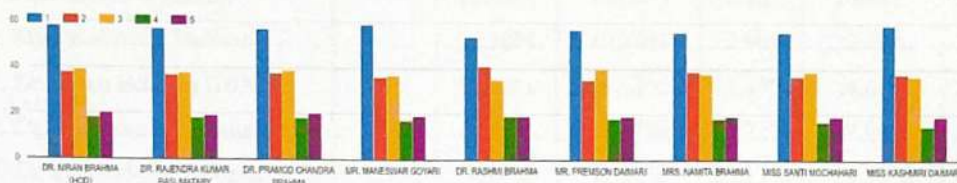


Q.9. Effort of the teacher in identifying strength and weakness of the students-



  
 PRINCIPAL  
 UDALGURI COLLEGE  
 UDALGURI

Q 10. Availability of the teacher in and out of the class-



Feedback obtained from the students of Department of Bodo is analysed as given below-

Name of the Teachers	Point No	Percentage				
		Excellent (5)	Very Good (4)	Good (3)	Average (2)	Poor (1)
1. Dr. Niran Brahma (HOD)	1	11.17%	11.17%	21.80%	21.28%	34.57%
2. Dr. Rajendra Kr. Basumatary		11.23%	10.11%	20.78%	26.97%	30.90%
3. Dr. Pramod Ch. Brahma		11.60%	10.50%	22.10%	23.20%	32.60%
4. Mr. Maneswar Goyari		12.15%	10.50%	20.44%	23.40%	32.60%
5. Dr. Rashmi Brahma		12.85%	10.61%	20.11%	25.70%	30.73%
6. Mr. Premson Daimari		11.86%	10.17%	20.90%	26.55%	30.50%
7. Mrs. Namita Brahma		13.56%	9.60%	20.90%	24.29%	31.64%
8. Mss Santi Mochahari		12.15%	10.49%	22.09%	21.55%	33.70%
9. Miss Kashmiri Daimari		10.28%	10.86%	20.00%	27.43%	31.43%
1. Dr. Niran Brahma (HOD)	2	10.16%	13.37%	21.39%	22.46%	32.62%
2. Dr. Rajendra Kr. Basumatary		11.11%	11.11%	21.67%	26.67%	29.44%
3. Dr. Pramod Ch. Brahma		12.08%	10.44%	20.88%	25.82%	30.76%
4. Mr. Maneswar Goyari		11.24%	13.02%	20.71%	23.67%	31.36%
5. Dr. Rashmi Brahma		11.60%	11.60%	21.55%	23.76%	31.49%
6. Mr. Premson Daimari		11.60%	11.60%	20.99%	25.97%	29.83%
7. Mrs. Namita Brahma		12.85%	10.61%	20.11%	24.58%	31.84%
8. Mss Santi Mochahari		11.24%	11.24%	22.47%	23.60%	31.46%
9. Miss Kashmiri Daimari		10.67%	11.80%	21.35%	24.72%	31.46%
1. Dr. Niran Brahma (HOD)	3	12.15%	10.49%	19.89%	22.65%	34.80%
2. Dr. Rajendra Kr. Basumatary		11.30%	9.39%	22.03%	24.29%	33.33%
3. Dr. Pramod Ch. Brahma		11.73%	9.49%	21.23%	23.46%	34.64%
4. Mr. Maneswar Goyari		11.49%	9.77%	18.96%	27.01%	32.76%
5. Dr. Rashmi Brahma		11.36%	9.09%	21.02%	25.00%	33.52%
6. Mr. Premson Daimari		11.30%	9.04%	20.00%	23.73%	35.03%

  
 PRINCIPAL  
 UDALGURI COLLEGE  
 UDALGURI



7. Mrs. Namita Brahma		12.02%	11.47%	19.12%	25.14%	32.24%
8. Mss Santi Mochahari		12.22%	10.00%	20.55%	24.44%	32.78%
9. Miss Kashmiri Daimari		11.30%	10.73%	20.90%	22.60%	34.46%
1. Dr. Niran Brahma (HOD)	4	10.16%	11.23%	22.45%	24.60%	31.55%
2. Dr. Rajendra Kr. Basumatary		10.55%	11.11%	22.22%	25.00%	31.11%
3. Dr. Pramod Ch. Brahma		9.89%	11.54%	20.33%	24.72%	33.52%
4. Mr. ManeswarGoyari		10.17%	10.73%	19.21%	26.55%	33.33%
5. Dr. Rashmi Brahma		9.89%	10.99%	22.52%	25.27%	31.32%
6. Mr. Premson Daimari		10.43%	10.99%	23.07%	24.17%	31.32%
7. Mrs. Namita Brahma		10.55%	11.11%	20.55%	25.00%	32.78%
8. Mss Santi Mochahari		10.55%	10.55%	20.00%	26.11%	32.78%
9. Miss Kashmiri Daimari		10.00%	11.11%	22.78%	25.00%	31.11%
1. Dr. Niran Brahma (HOD)	5	10.38%	11.47%	22.40%	20.76%	34.97%
2. Dr. Rajendra Kr. Basumatary		10.61%	10.61%	21.22%	25.70%	31.84%
3. Dr. Pramod Ch. Brahma		10.55%	10.55%	21.11%	25.55%	32.22%
4. Mr. ManeswarGoyari		11.05%	11.05%	19.33%	26.52%	32.04%
5. Dr. Rashmi Brahma		10.79%	11.36%	18.75%	25.00%	34.09%
6. Mr. Premson Daimari		10.73%	10.17%	22.03%	25.99%	31.07%
7. Mrs. Namita Brahma		10.73%	11.30%	18.64%	27.68%	31.64%
8. Mss Santi Mochahari		10.55%	11.67%	18.89%	27.22%	31.67%
9. Miss Kashmiri Daimari		10.79%	10.79%	21.02%	26.70%	30.68%
1. Dr. Niran Brahma (HOD)	6	12.22%	10.55%	18.89%	22.78%	34.44%
2. Dr. Rajendra Kr. Basumatary		12.00%	9.71%	18.28%	26.86%	33.14%
3. Dr. Pramod Ch. Brahma		11.93%	9.09%	21.02%	23.86%	34.09%
4. Mr. ManeswarGoyari		11.86%	10.17%	19.21%	23.73%	35.02%
5. Dr. Rashmi Brahma		12.00%	9.14%	19.43%	26.28%	33.14%
6. Mr. Premson Daimari		11.36%	10.79%	21.02%	22.16%	34.66%
7. Mrs. Namita Brahma		12.43%	9.60%	18.08%	26.55%	33.33%
8. Mss Santi Mochahari		12.64%	10.99%	18.13%	25.27%	32.97%
9. Miss Kashmiri Daimari		11.93%	9.66%	18.75%	26.14%	33.52%
1. Dr. Niran Brahma (HOD)	7	11.41%	11.41%	21.74%	21.74%	33.69%
2. Dr. Rajendra Kr. Basumatary		10.38%	12.02%	21.86%	22.95%	32.79%
3. Dr. Pramod Ch. Brahma		10.49%	12.70%	18.78%	24.31%	33.70%
4. Mr. ManeswarGoyari		10.81%	11.89%	20.54%	24.32%	32.43%
5. Dr. Rashmi Brahma		10.22%	10.79%	19.43%	26.28%	35.02%
6. Mr. Premson Daimari		10.17%	11.30%	20.90%	23.16%	34.46%
7. Mrs. Namita Brahma		10.61%	11.17%	19.55%	24.58%	34.08%

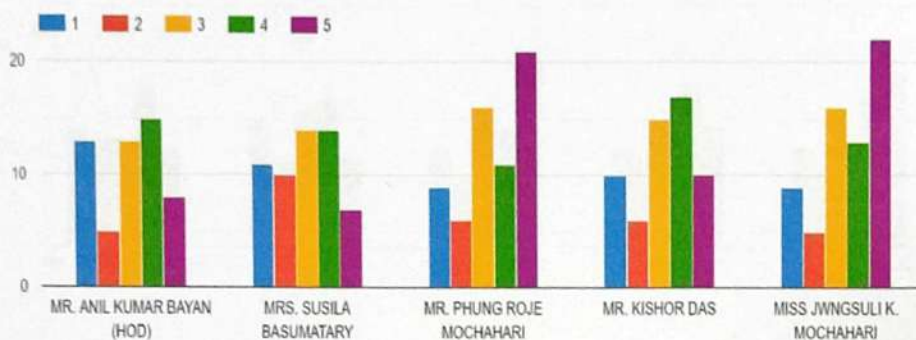
8. Mss Santi Mochahari		11.54%	11.54%	20.33%	22.53%	34.06%
9. Miss Kashmiri Daimari		10.67%	11.80%	20.22%	23.60%	33.70%
1. Dr. Niran Brahma (HOD)	8	11.47%	12.57%	20.76%	20.76%	34.43%
2. Dr. Rajendra Kr. Basumatary		11.53%	10.44%	21.98%	23.63%	32.42%
3. Dr. Pramod Ch. Brahma		10.38%	12.02%	20.21%	24.04%	33.33%
4. Mr. ManeswarGoyari		11.60%	9.39%	20.44%	23.76%	34.81%
5. Dr. Rashmi Brahma		11.67%	11.11%	18.89%	23.33%	35.00%
6. Mr. Premson Daimari		12.22%	10.00%	21.11%	23.89%	32.78%
7. Mrs. Namita Brahma		11.53%	10.99%	20.33%	23.63%	33.52%
8. Mss Santi Mochahari		11.47%	11.47%	20.76%	22.95%	33.33%
9. Miss Kashmiri Daimari		11.41%	11.41%	19.56%	25.00%	32.61%
1. Dr. Niran Brahma (HOD)	9	10.44%	13.19%	20.33%	22.53%	33.52%
2. Dr. Rajendra Kr. Basumatary		10.49%	12.15%	20.99%	25.41%	30.94%
3. Dr. Pramod Ch. Brahma		10.49%	11.05%	22.65%	23.20%	32.60%
4. Mr. ManeswarGoyari		10.93%	13.11%	21.31%	24.04%	30.60%
5. Dr. Rashmi Brahma		10.73%	11.30%	20.90%	25.99%	31.07%
6. Mr. Premson Daimari		10.55%	11.11%	21.11%	23.89%	33.33%
7. Mrs. Namita Brahma		11.73%	11.73%	18.99%	26.26%	31.28%
8. Mss Santi Mochahari		11.60%	12.15%	19.89%	24.31%	32.04%
9. Miss Kashmiri Daimari		10.67%	12.35%	19.10%	26.40%	31.46%
1. Dr. Niran Brahma (HOD)	10	10.99%	9.89%	23.08%	22.52%	33.51%
2. Dr. Rajendra Kr. Basumatary		10.67%	10.11%	23.03%	22.47%	33.70%
3. Dr. Pramod Ch. Brahma		11.05%	9.94%	23.20%	22.65%	33.15%
4. Mr. ManeswarGoyari		10.73%	9.60%	22.60%	22.03%	35.02%
5. Dr. Rashmi Brahma		10.73%	10.73%	21.47%	24.86%	32.20%
6. Mr. Premson Daimari		10.67%	10.11%	24.15%	21.35%	33.70%
7. Mrs. Namita Brahma		10.61%	10.05%	22.90%	23.46%	32.96%
8. Mss Santi Mochahari		10.73%	9.60%	23.73%	22.60%	33.33%
9. Miss Kashmiri Daimari		10.73%	8.47%	22.60%	23.16%	35.03%

### (3) Department of Economics-

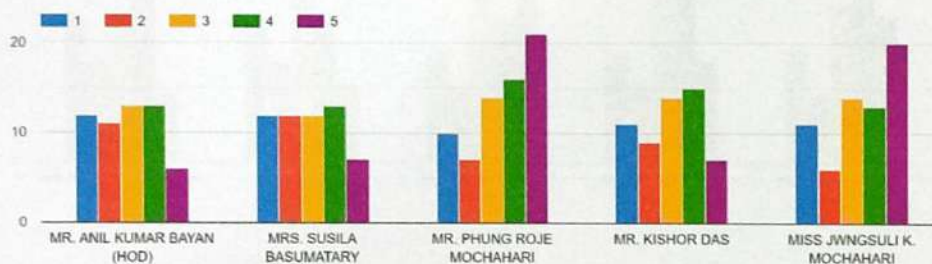
  
 PRINCIPAL  
 UDALGURI COLLEGE  
 UDALGURI



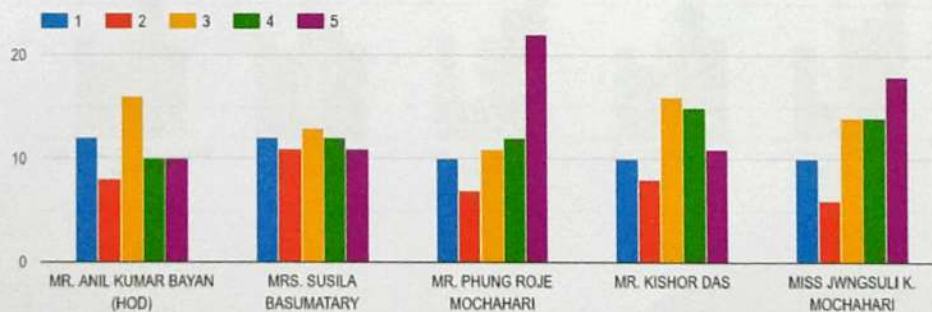
Q.1. The knowledge base of the teacher is -



Q.2. Teacher's role as a guide and mentor

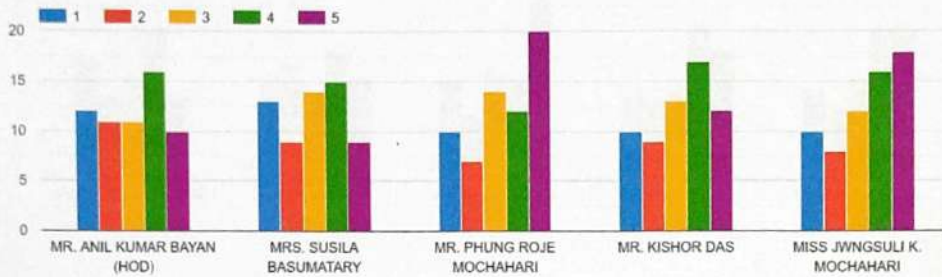


Q.3. Regularity and punctuality of the teacher-

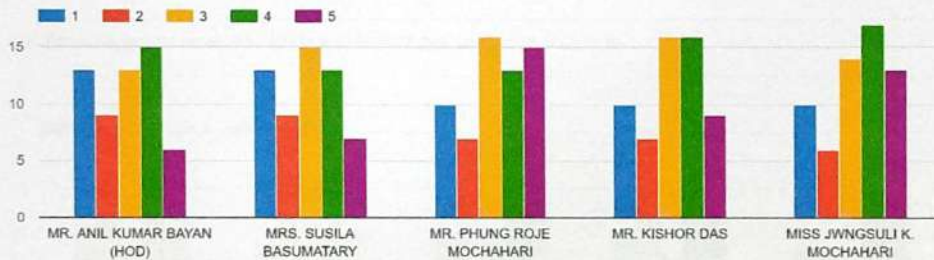


PRINCIPAL  
UDALGURI COLLEGE  
UDALGURI

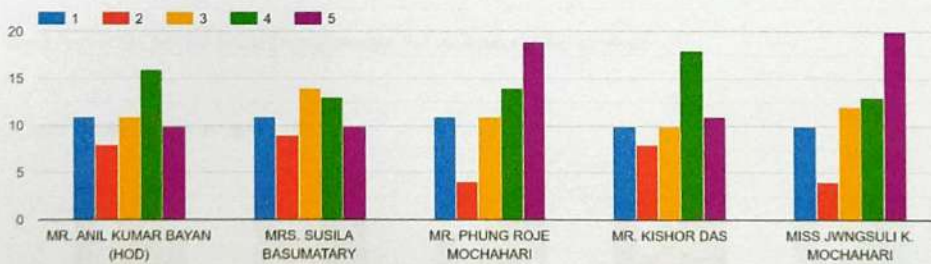
Q.4. Sincerity and dedication of the teacher -



Q.5. Knowledge and use of ICT Tools in classroom-



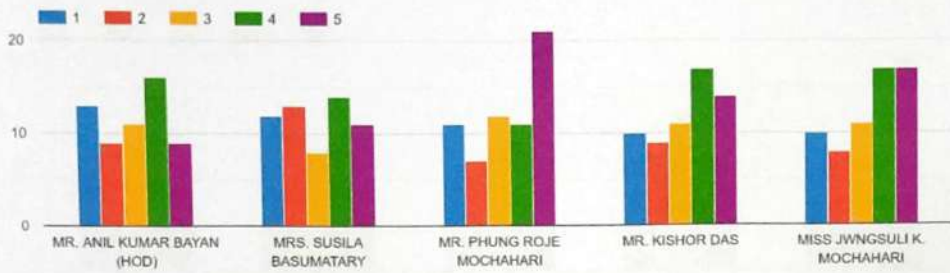
Q.6. Feedback taken by the teacher is-



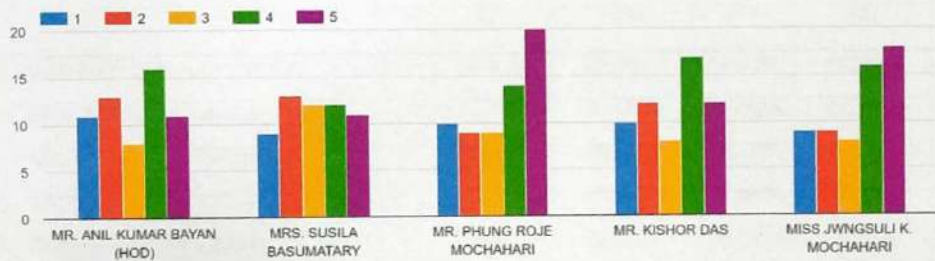
  
 PRINCIPAL  
 UDALGURI COLLEGE  
 UDALGURI



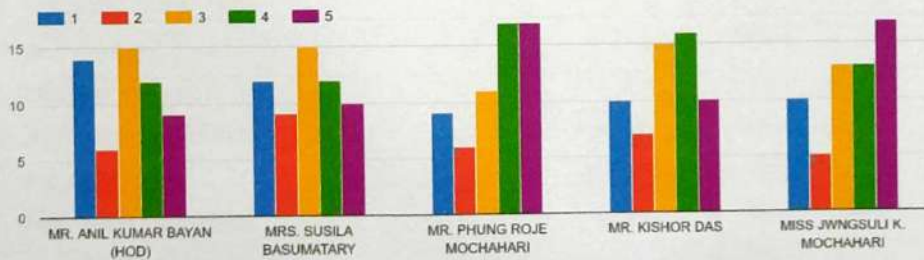
Q.7. The teacher incorporates examples in teaching to relate the course content to real life



Q.8. Encouragement received from teachers for extra-curricular activities-

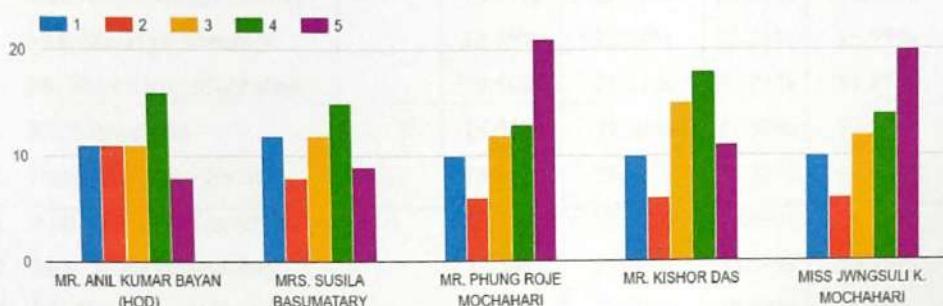


Q.9. Effort of the teacher in identifying strength and weakness of the students-



  
 PRINCIPAL  
 UDALGURI COLLEGE  
 UDALGURI

Q.10. Availability of the teacher in and out of the class-




Feedback obtained from the students of Department of Economics is analysed as given below-

Name of the Teachers	Point No	Percentage				
		Excellent (5)	Very Good (4)	Good (3)	Average (2)	Poor (1)
1. Anil Kumar Bayan (HOD)	1	14.81%	27.78%	24.07%	9.26%	24.07%
2. Mrs. Susila Basumatary		12.50%	25.00%	25.00%	17.85%	19.64%
3. Mr. Phung RojeMochahari		33.33%	17.46%	25.40%	9.52%	14.28%
4. Mr. Kishor Das		17.24%	29.31%	25.86%	10.34%	17.24%
5. Jwngsuli K. Mochahari		33.85%	20.00%	24.61%	7.69%	13.85%
1. Anil Kumar Bayan (HOD)	2	10.90%	23.63%	23.63%	20.00%	21.81%
2. Mrs. Susila Basumatary		12.50%	23.21%	21.43%	21.43%	21.43%
3. Mr. Phung RojeMochahari		30.88%	23.53%	20.59%	10.29%	14.70%
4. Mr. Kishor Das		12.50%	26.78%	25.00%	16.07%	19.64%
5. Jwngsuli K. Mochahari		31.25%	20.31%	21.87%	9.37%	17.18%
1. Anil Kumar Bayan (HOD)	3	17.85%	17.85%	28.57%	14.28%	21.43%
2. Mrs. Susila Basumatary		18.64%	20.34%	22.03%	18.64%	20.34%
3. Mr. Phung RojeMochahari		35.48%	19.35%	17.74%	11.29%	16.13%
4. Mr. Kishor Das		18.33%	25.00%	26.67%	13.33%	16.67%
5. Jwngsuli K. Mochahari		29.03%	22.58%	22.58%	9.68%	16.13%
1. Anil Kumar Bayan (HOD)	4	16.67%	26.67%	18.33%	18.33%	20.00%
2. Mrs. Susila Basumatary		15.00%	25.00%	23.33%	15.00%	21.67%
3. Mr. Phung RojeMochahari		31.74%	19.04%	22.22%	11.11%	15.87%

  
 PRINCIPAL  
 UDALGURI COLLEGE  
 UDALGURI

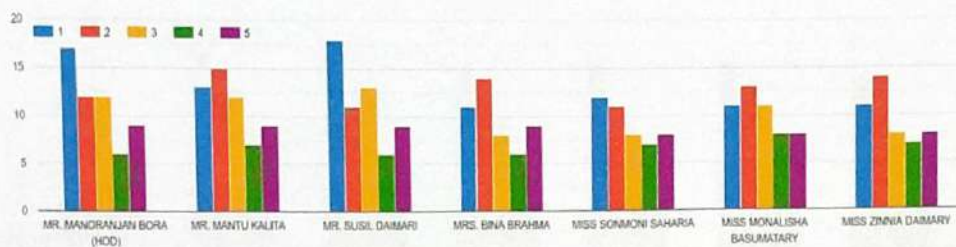


5. Jwngsuli K. Mochahari		28.12%	25.00%	18.75%	12.50%	15.62%
1. Anil Kumar Bayan (HOD)	5	10.71%	26.78%	23.21%	16.07%	23.21%
2. Mrs. Susila Basumatary		12.28%	22.80%	26.31%	15.79%	22.80%
3. Mr. Phung RojeMochahari		24.59%	21.31%	26.23%	11.47%	16.39%
4. Mr. Kishor Das		15.51%	27.58%	27.58%	12.07%	17.24%
5. Jwngsuli K. Mochahari		15.00%	28.33%	23.33%	10.00%	16.67%
1. Anil Kumar Bayan (HOD)	6	17.86%	28.57%	19.64%	14.28%	19.64%
2. Mrs. Susila Basumatary		17.54%	22.80%	24.56%	15.79%	19.29%
3. Mr. Phung RojeMochahari		32.20%	23.73%	18.64%	6.78%	18.64%
4. Mr. Kishor Das		19.30%	31.58%	19.30%	14.03%	17.54%
5. Jwngsuli K. Mochahari		33.90%	22.03%	20.33%	6.78%	16.95%
1. Anil Kumar Bayan (HOD)	7	15.51%	27.58%	18.97%	15.51%	22.41%
2. Mrs. Susila Basumatary		18.97%	24.14%	13.79%	22.41%	20.69%
3. Mr. Phung RojeMochahari		33.87%	17.74%	19.35%	11.29%	17.74%
4. Mr. Kishor Das		22.95%	27.87%	18.03%	14.75%	16.39%
5. Jwngsuli K. Mochahari		26.98%	26.98%	17.46%	12.70%	15.87%
1. Anil Kumar Bayan (HOD)	8	18.64%	27.11%	13.56%	22.03%	18.64%
2. Mrs. Susila Basumatary		19.30%	21.05%	21.05%	22.80%	15.79%
3. Mr. Phung RojeMochahari		32.26%	22.58%	14.52%	14.52%	16.13%
4. Mr. Kishor Das		20.34%	28.81%	13.60%	20.34%	16.95%
5. Jwngsuli K. Mochahari		30.00%	26.67%	13.33%	15.00%	15.00%
1. Anil Kumar Bayan (HOD)	9	16.07%	21.43%	26.78%	10.71%	25.00%
2. Mrs. Susila Basumatary		17.24%	20.69%	25.86%	15.52%	20.69%
3. Mr. Phung RojeMochahari		28.33%	28.33%	18.33%	10.00%	15.00%
4. Mr. Kishor Das		17.24%	27.59%	25.86%	12.07%	17.24%
5. Jwngsuli K. Mochahari		29.31%	22.41%	22.41%	8.62%	17.24%
1. Anil Kumar Bayan (HOD)	10	14.03%	28.07%	19.30%	19.30%	19.30%
2. Mrs. Susila Basumatary		16.07%	26.79%	21.43%	14.28%	21.43%
3. Mr. Phung RojeMochahari		33.87%	20.97%	19.35%	9.67%	16.13%
4. Mr. Kishor Das		18.33%	30.00%	25.00%	10.00%	16.67%
5. Jwngsuli K. Mochahari		32.26%	22.58%	19.35%	9.67%	16.13%

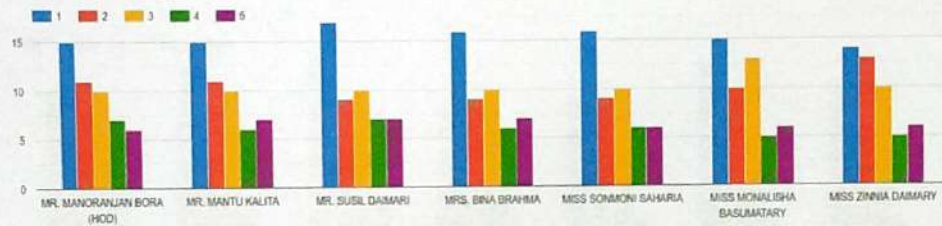
  
 PRINCIPAL  
 UDALGURI COLLEGE  
 UDALGURI

(4) Department of Education-

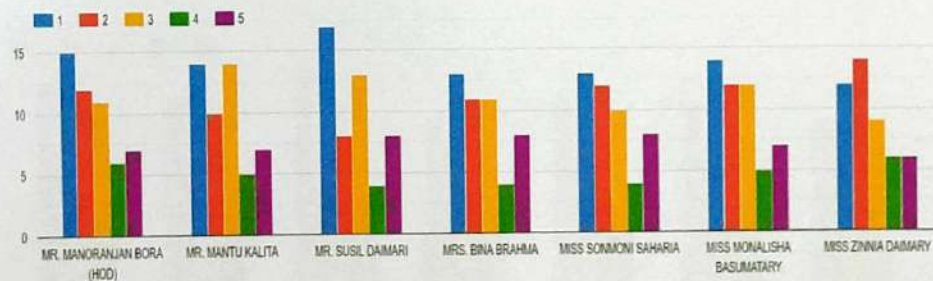
Q.1. The knowledge base of the teacher is -



Q.2. Teacher's role as a guide and mentor -



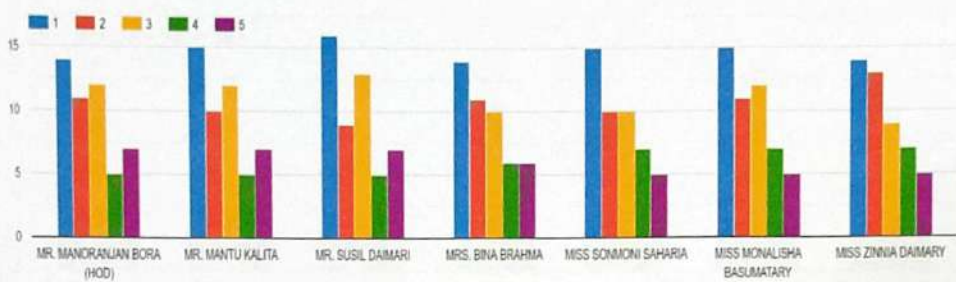
Q.3. Regularity and punctuality of the teacher-



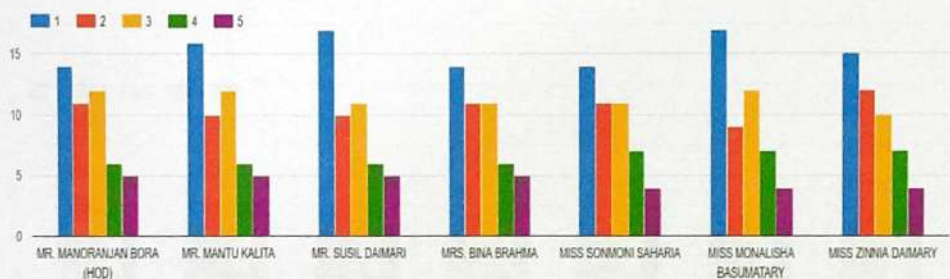
Principal  
UDALGURI COLLEGE  
UDALGURI



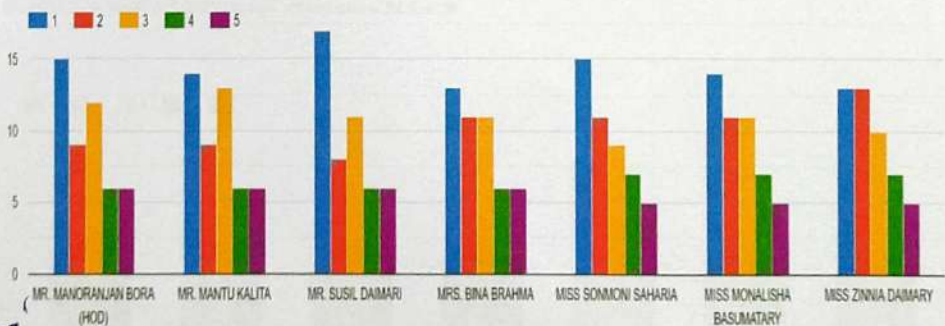
Q.4. Sincerity and dedication of the teacher -



Q.5. Knowledge and use of ICT Tools in classroom-

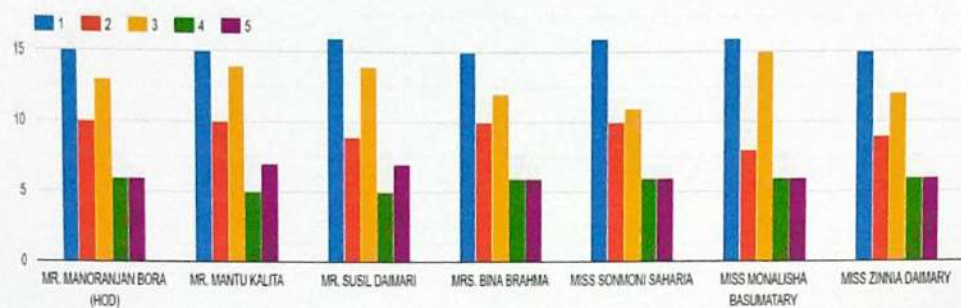


Q.6. Feedback taken by the teacher is-

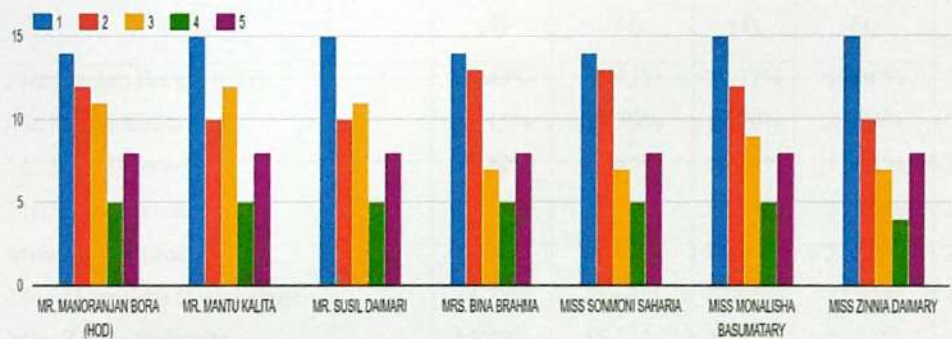


  
 PRINCIPAL  
 UDALGURI COLLEGE  
 UDALGURI

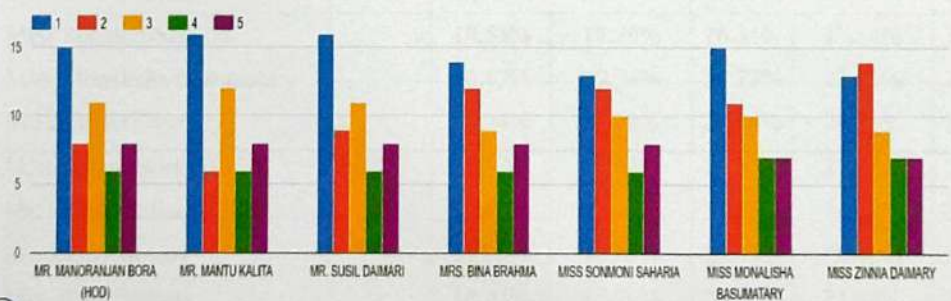
Q.7. The teacher incorporates examples in teaching to relate the course content to real life



Q.8. Encouragement received from teachers for extra-curricular activities-



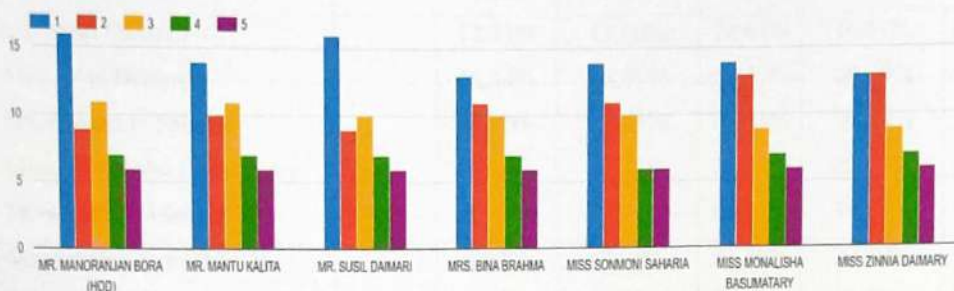
Q.9. Effort of the teacher in identifying strength and weakness of the students-



  
 PRINCIPAL  
 UDALGURI COLLEGE  
 UDALGURI



Q.10. Availability of the teacher in and out of the class-




Feedback obtained from the students of Department of Education is analysed as given below-

Name of the Teachers	Point No	Percentage				
		Excellent (5)	Very Good (4)	Good (3)	Average (2)	Poor (1)
1. Manoranjan Bora (HOD)	1	13.43%	14.92%	25.37%	19.40%	26.68%
2. Mr. Mantu Kalita		15.15%	19.70%	19.70%	24.24%	21.21%
3. Mr. Susil Daimari		13.43%	13.43%	26.68%	17.91%	28.36%
4. Mrs. Bina Brahma		15.52%	18.97%	18.97%	25.86%	20.69%
5. Miss SonmoniSaharia		14.28%	16.07%	25.00%	21.43%	23.21%
6. Miss Monalisha Basumatary		14.75%	19.67%	22.95%	22.95%	19.67%
7. Miss Zinnia Daimary		13.79%	15.51%	24.13%	25.86%	20.69%
1. Manoranjan Bora (HOD)	2	10.17%	20.34%	22.03%	20.34%	27.12%
2. Mr. Mantu Kalita		11.86%	22.03%	18.64%	20.34%	27.12%
3. Mr. Susil Daimari		11.67%	21.67%	20.00%	16.67%	30.00%
4. Mrs. Bina Brahma		12.07%	20.69%	20.69%	17.24%	29.31%
5. Miss SonmoniSaharia		10.53%	15.79%	26.31%	17.54%	29.82%
6. Miss Monalisha Basumatary		10.17%	20.34%	23.73%	18.64%	27.12%
7. Miss Zinnia Daimary		10.34%	13.79%	25.86%	24.14%	25.86%
1. Manoranjan Bora (HOD)	3	11.47%	18.03%	22.95%	21.31%	26.23%
2. Mr. Mantu Kalita		11.67%	13.33%	31.67%	18.33%	25.00%
3. Mr. Susil Daimari		15.00%	16.67%	23.33%	15.00%	30.00%
4. Mrs. Bina Brahma		14.03%	15.79%	24.56%	21.05%	24.56%
5. Miss SonmoniSaharia		14.03%	12.28%	26.31%	22.80%	24.56%
6. Miss Monalisha Basumatary		11.67%	18.33%	23.33%	21.67%	25.00%

PRINCIPAL  
UDALGURI COLLEGE  
UDALGURI

7. Miss Zinnia Daimary		10.53%	15.79%	24.56%	26.31%	22.80%
1. Manoranjan Bora (HOD)	4	11.86%	13.56%	28.81%	20.34%	25.42%
2. Mr. Mantu Kalita		11.86%	18.64%	23.73%	18.64%	27.19%
3. Mr. Susil Daimari		13.33%	15.00%	26.67%	16.67%	28.33%
4. Mrs. Bina Brahma		10.34%	20.69%	22.41%	20.69%	25.86%
5. Miss SonmoniSaharia		8.77%	17.54%	26.31%	19.29%	28.07%
6. Miss Monalisha Basumatary		8.33%	23.33%	21.67%	20.00%	26.67%
7. Miss Zinnia Daimary		8.62%	17.24%	24.14%	24.14%	25.86%
1. Manoranjan Bora (HOD)	5	8.62%	12.07%	32.76%	20.69%	25.86%
2. Mr. Mantu Kalita		8.47%	11.86%	32.20%	18.64%	28.81%
3. Mr. Susil Daimari		8.19%	13.11%	27.87%	18.03%	29.51%
4. Mrs. Bina Brahma		8.77%	10.53%	33.33%	21.05%	26.31%
5. Miss SonmoniSaharia		7.01%	15.79%	29.82%	21.05%	26.31%
6. Miss MonalishaBasumatary		6.77%	15.25%	30.51%	16.95%	30.51%
7. Miss Zinnia Daimary		6.89%	13.79%	29.31%	22.41%	27.59%
1. Manoranjan Bora (HOD)	6	10.34%	20.69%	24.14%	17.24%	27.86%
2. Mr. Mantu Kalita		10.34%	17.24%	29.31%	17.24%	25.86%
3. Mr. Susil Daimari		10.34%	20.69%	22.41%	15.51%	31.04%
4. Mrs. Bina Brahma		10.52%	17.54%	26.31%	21.05%	24.56%
5. Miss SonmoniSaharia		8.77%	19.29%	22.80%	21.05%	28.07%
6. Miss MonalishaBasumatary		8.62%	22.41%	22.41%	20.69%	25.86%
7. Miss Zinnia Daimary		8.62%	17.24%	25.86%	24.14%	24.14%
1. Manoranjan Bora (HOD)	7	13.33%	10.00%	31.67%	18.33%	26.67%
2. Mr. Mantu Kalita		13.11%	18.03%	24.59%	18.03%	26.23%
3. Mr. Susil Daimari		14.75%	16.39%	24.59%	16.39%	27.87%
4. Mrs. Bina Brahma		10.17%	16.95%	27.12%	18.64%	27.12%
5. Miss SonmoniSaharia		10.17%	15.25%	27.12%	18.64%	28.81%
6. Miss MonalishaBasumatary		13.11%	18.03%	26.23%	14.75%	27.87%
7. Miss Zinnia Daimary		10.34%	15.52%	29.31%	17.24%	27.58%
1. Manoranjan Bora (HOD)	8	13.33%	13.33%	26.67%	21.67%	25.00%
2. Mr. Mantu Kalita		15.00%	16.67%	23.33%	18.33%	26.67%
3. Mr. Susil Daimari		15.25%	15.25%	23.73%	18.64%	27.12%
4. Mrs. Bina Brahma		15.52%	18.96%	15.52%	24.14%	25.86%
5. Miss SonmoniSaharia		14.03%	12.28%	22.80%	24.56%	26.31%
6. Miss MonalishaBasumatary		13.56%	20.34%	16.95%	22.03%	27.13%
7. Miss Zinnia Daimary		14.81%	11.11%	24.07%	20.37%	29.63%
1. Manoranjan Bora (HOD)	9	13.79%	13.79%	29.31%	15.52%	27.59%

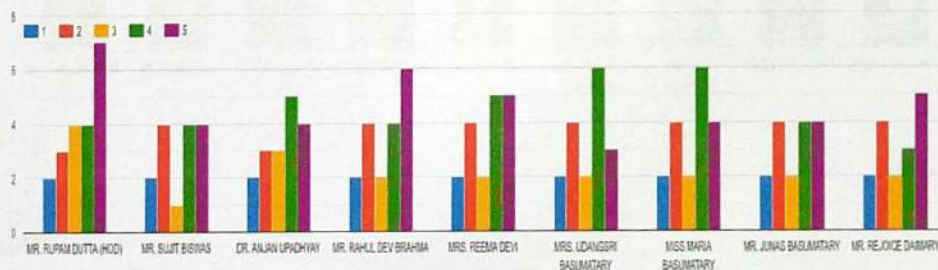
  
 PRINCIPAL  
 UDALGURI COLLEGE  
 UDALGURI



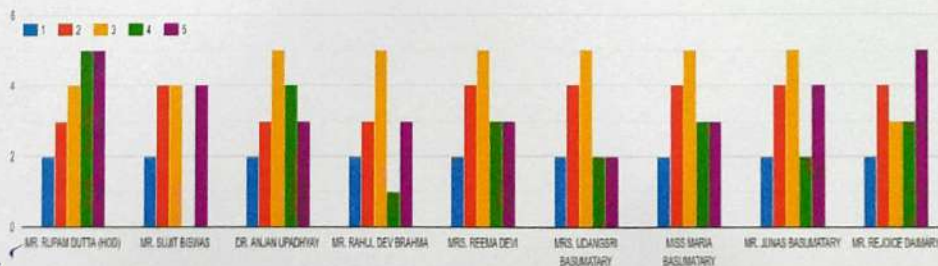
2. Mr. Mantu Kalita		13.79%	15.52%	23.33%	12.07%	29.31%
3. Mr. Susil Daimari		15.00%	13.33%	26.67%	16.67%	28.33%
4. Mrs. Bina Brahma		13.56%	16.95%	22.03%	22.03%	25.42%
5. Miss SonmoniSaharia		15.25%	10.17%	28.81%	22.03%	23.73%
6. Miss MonalishaBasumatary		11.67%	18.33%	23.33%	20.00%	26.67%
7. Miss Zinnia Daimary		11.67%	13.33%	26.67%	25.00%	23.33%
1. Manoranjan Bora (HOD)	10	10.17%	20.34%	23.73%	16.95%	28.81%
2. Mr. Mantu Kalita		10.34%	24.13%	20.69%	18.96%	25.86%
3. Mr. Susil Daimari		12.69%	18.96%	22.41%	17.24%	29.31%
4. Mrs. Bina Brahma		12.28%	21.05%	21.05%	21.05%	24.56%
5. Miss SonmoniSaharia		10.52%	15.79%	26.31%	21.05%	26.31%
6. Miss MonalishaBasumatary		11.86%	22.03%	16.95%	23.73%	25.42%
7. Miss Zinnia Daimary		10.34%	17.24%	24.14%	24.14%	24.14%

### (5) Department of English-

Q.1. The knowledge base of the teacher is -

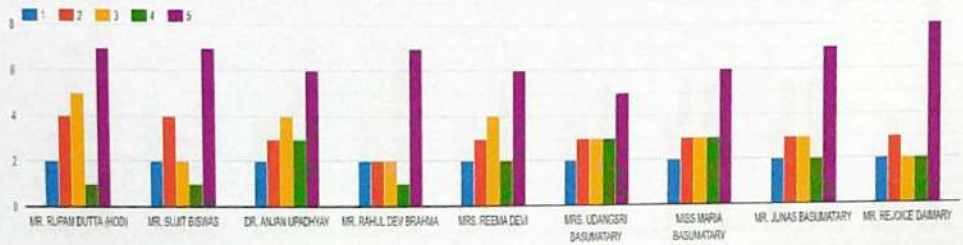


Q.2 Teacher's role as a guide and mentor-

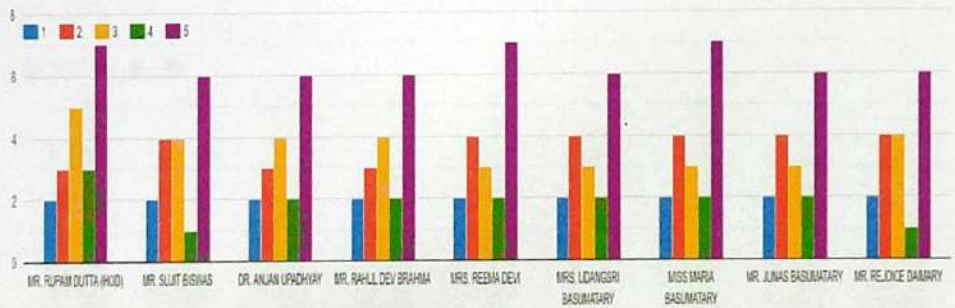


  
 PRINCIPAL  
 UDALGURI COLLEGE  
 UDALGURI

Q.3. Regularity and punctuality of the teacher-



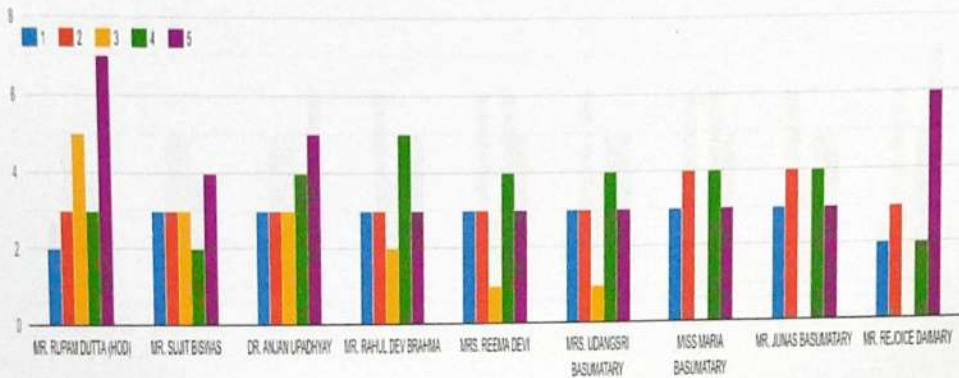
Q.4. Sincerity and dedication of the teacher-



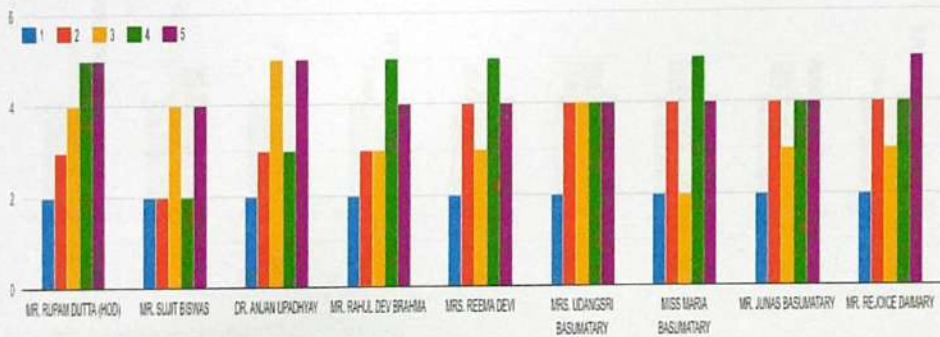
  
 PRINCIPAL  
 DALGURI COLLEGE  
 UDALGURI



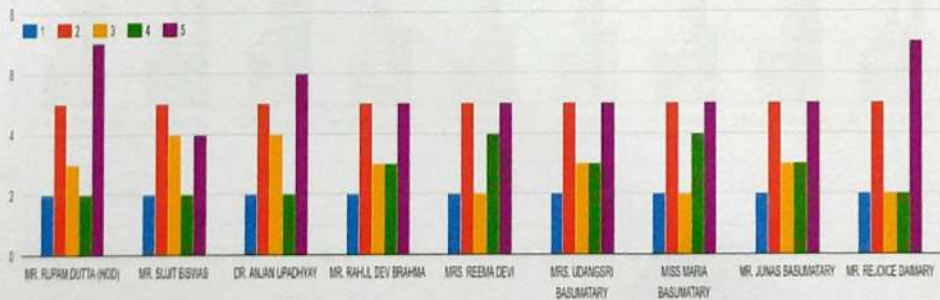
Q.5. Knowledge and use of ICT Tools in classroom-



Q.6. Feedback taken by the teacher is-

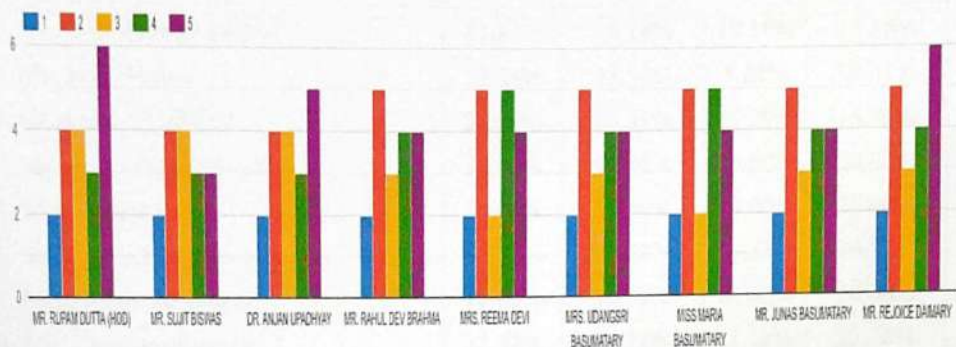


Q.7. The teacher incorporates examples in teaching to relate the course content to real life

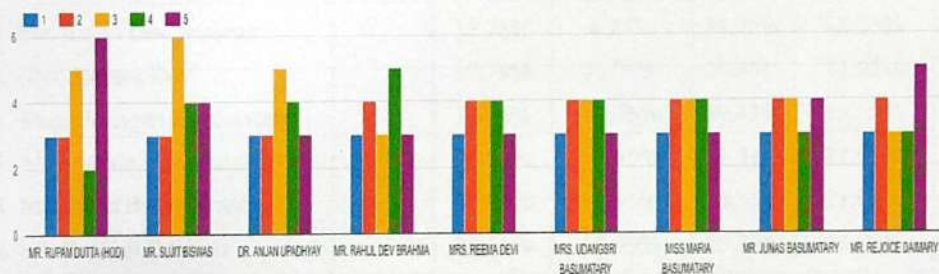


Principal  
UDALGURI COLLEGE  
UDALGURI

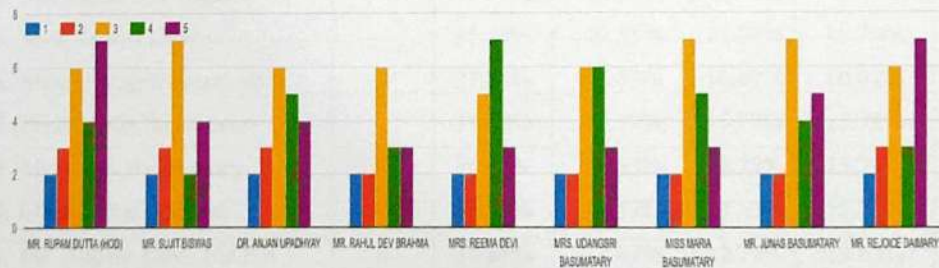
Q.8. Encouragement received from teachers for extra-curricular activities-



Q.9. Effort of the teacher in identifying strength and weakness of the students-



Q.10. Availability of the teacher in and out of the class-



Feedback obtained from the students of Department of English is analysed as given below-

Point	Percentage
-------	------------

PRINCIPAL  
UDALGURI COLLEGE  
UDALGURI



Name of the Teachers	No					
		Excellent (5)	Very Good (4)	Good (3)	Average (2)	Poor (1)
1. Mr. Rupam Dutta (HOD)	1	31.81%	18.18%	18.18%	18.18%	13.63%
2. Mr. Sujit Biswas		23.53%	23.53%	5.88%	29.41%	17.64%
3. Dr. Anjan Upadhyay		21.05%	26.31%	15.79%	15.79%	21.05%
4. Mr. Rahul Dev Brahma		30.00%	20.00%	10.00%	20.00%	20.00%
5. Mrs. Reema Devi		25.00%	25.00%	10.00%	25.00%	15.00%
6. Mrs. Udangsri Basumatary		15.79%	31.58%	10.53%	26.31%	15.79%
7. Miss Maria Basumatary		20.00%	30.00%	10.00%	20.00%	20.00%
8. Mr. Junas Basumatary		22.22%	22.22%	11.11%	22.22%	22.22%
9. Mr. Rejoice Daimari		27.78%	16.67%	11.11%	22.22%	22.22%
1. Mr. Rupam Dutta (HOD)	2	23.81%	23.81%	19.05%	19.05%	14.28%
2. Mr. Sujit Biswas		25.00%	NIL	25.00%	25.00%	25.00%
3. Dr. Anjan Upadhyay		15.79%	21.05%	26.31%	15.79%	21.05%
4. Mr. Rahul Dev Brahma		18.75%	6.25%	31.25%	18.75%	25.00%
5. Mrs. Reema Devi		15.79%	15.79%	26.31%	21.05%	21.05%
6. Mrs. Udangsri Basumatary		11.76%	11.76%	29.41%	23.53%	23.53%
7. Miss Maria Basumatary		15.79%	15.79%	26.31%	21.05%	21.05%
8. Mr. Junas Basumatary		21.05%	10.53%	26.31%	21.05%	21.05%
9. Mr. Rejoice Daimari		26.31%	15.79%	15.79%	21.05%	21.05%
1. Mr. Rupam Dutta (HOD)	3	33.33%	4.76%	23.81%	19.05%	19.05%
2. Mr. Sujit Biswas		38.89%	5.55%	11.11%	22.22%	22.22%
3. Dr. Anjan Upadhyay		30.00%	15.00%	20.00%	15.00%	20.00%
4. Mr. Rahul Dev Brahma		43.75%	6.25%	12.50%	12.50%	25.00%
5. Mrs. Reema Devi		31.58%	10.53%	21.05%	15.79%	21.05%
6. Mrs. Udangsri Basumatary		27.78%	16.67%	16.67%	16.67%	22.22%
7. Miss Maria Basumatary		31.58%	15.79%	15.79%	15.79%	21.05%
8. Mr. Junas Basumatary		36.84%	10.53%	15.79%	15.79%	21.05%
9. Mr. Rejoice Daimari		42.10%	10.53%	10.53%	15.79%	21.05%
1. Mr. Rupam Dutta (HOD)	4	31.81%	13.63%	22.72%	13.63%	18.18%
2. Mr. Sujit Biswas		31.58%	5.26%	21.05%	21.05%	21.05%
3. Dr. Anjan Upadhyay		31.58%	10.53%	21.05%	15.79%	21.05%
4. Mr. Rahul Dev Brahma		31.58%	10.53%	21.05%	15.79%	21.05%
5. Mrs. Reema Devi		35.00%	10.00%	15.00%	20.00%	20.00%
6. Mrs. Udangsri Basumatary		31.58%	10.53%	15.79%	21.05%	21.05%

  
 PRINCIPAL  
 UDALGURI COLLEGE  
 UDALGURI

7. Miss Maria Basumatary		35.00%	10.00%	15.00%	20.00%	20.00%
8. Mr. Junas Basumatary		31.58%	10.53%	15.79%	21.05%	21.05%
9. Mr. Rejoice Daimari		31.58%	5.26%	21.05%	21.05%	21.05%
1. Mr. Rupam Dutta (HOD)	5	31.81%	13.63%	22.72%	13.63%	18.18%
2. Mr. Sujit Biswas		23.53%	11.76%	17.65%	17.65%	29.41%
3. Dr. Anjan Upadhyay		25.00%	20.00%	15.00%	15.00%	25.00%
4. Mr. Rahul Dev Brahma		16.67%	27.78%	11.11%	16.67%	27.78%
5. Mrs. Reema Devi		18.75%	25.00%	6.25%	18.75%	31.25%
6. Mrs. Udangsri Basumatary		18.75%	25.00%	6.25%	18.75%	31.25%
7. Miss Maria Basumatary		18.75%	25.00%	NIL	25.00%	31.25%
8. Mr. Junas Basumatary		18.75%	25.00%	NIL	25.00%	31.25%
9. Mr. Rejoice Daimari		40.00%	13.33%	NIL	20.00%	26.67%
1. Mr. Rupam Dutta (HOD)	6	26.31%	21.05%	15.79%	15.79%	21.05%
2. Mr. Sujit Biswas		25.00%	12.50%	25.00%	12.50%	25.00%
3. Dr. Anjan Upadhyay		25.00%	15.00%	25.00%	15.00%	20.00%
4. Mr. Rahul Dev Brahma		21.05%	26.31%	15.79%	15.79%	21.05%
5. Mrs. Reema Devi		20.00%	25.00%	15.00%	20.00%	20.00%
6. Mrs. Udangsri Basumatary		20.00%	20.00%	20.00%	20.00%	20.00%
7. Miss Maria Basumatary		21.05%	26.31%	10.53%	21.05%	21.05%
8. Mr. Junas Basumatary		21.05%	21.05%	15.79%	21.05%	21.05%
9. Mr. Rejoice Daimari		25.00%	20.00%	15.00%	20.00%	20.00%
1. Mr. Rupam Dutta (HOD)	7	33.33%	9.52%	14.28%	23.81%	19.05%
2. Mr. Sujit Biswas		21.05%	10.53%	21.05%	26.31%	21.05%
3. Dr. Anjan Upadhyay		28.57%	9.52%	19.05%	23.81%	19.05%
4. Mr. Rahul Dev Brahma		25.00%	15.00%	15.00%	25.00%	20.00%
5. Mrs. Reema Devi		25.00%	20.00%	10.00%	25.00%	20.00%
6. Mrs. Udangsri Basumatary		25.00%	15.00%	15.00%	25.00%	20.00%
7. Miss Maria Basumatary		25.00%	20.00%	10.00%	25.00%	20.00%
8. Mr. Junas Basumatary		25.00%	15.00%	15.00%	25.00%	20.00%
9. Mr. Rejoice Daimari		35.00%	10.00%	10.00%	25.00%	20.00%
1. Mr. Rupam Dutta (HOD)	8	28.57%	14.28%	19.05%	19.05%	19.05%
2. Mr. Sujit Biswas		16.67%	16.67%	22.22%	22.22%	22.22%
3. Dr. Anjan Upadhyay		23.81%	14.28%	19.05%	19.05%	19.05%
4. Mr. Rahul Dev Brahma		20.00%	20.00%	15.00%	25.00%	20.00%
5. Mrs. Reema Devi		20.00%	25.00%	10.00%	25.00%	20.00%
6. Mrs. Udangsri Basumatary		20.00%	20.00%	15.00%	25.00%	20.00%
7. Miss Maria Basumatary		20.00%	25.00%	10.00%	25.00%	20.00%

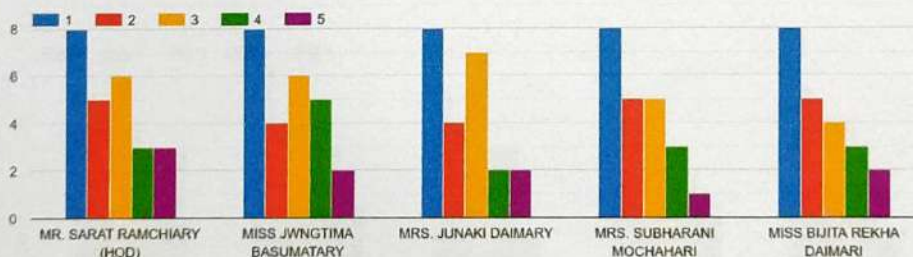


8. Mr. Junas Basumatary		20.00%	25.00%	15.00%	25.00%	20.00%
9. Mr. Rejoice Daimari		27.27%	18.18%	13.63%	22.72%	18.18%
1. Mr. Rupam Dutta (HOD)	9	28.57%	9.52%	23.81%	14.28%	23.81%
2. Mr. Sujit Biswas		18.18%	18.18%	27.27%	13.63%	22.72%
3. Dr. Anjan Upadhyay		15.79%	21.05%	26.31%	15.79%	26.31%
4. Mr. Rahul Dev Brahma		15.00%	25.00%	15.00%	20.00%	25.00%
5. Mrs. Reema Devi		15.00%	20.00%	20.00%	20.00%	25.00%
6. Mrs. Udangsri Basumatary		15.00%	20.00%	20.00%	20.00%	25.00%
7. Miss Maria Basumatary		15.00%	20.00%	20.00%	20.00%	25.00%
8. Mr. Junas Basumatary		20.00%	15.00%	20.00%	20.00%	25.00%
9. Mr. Rejoice Daimari		25.00%	15.00%	15.00%	20.00%	25.00%
1. Mr. Rupam Dutta (HOD)	10	29.17%	16.67%	25.00%	12.50%	16.67%
2. Mr. Sujit Biswas		20.00%	10.00%	35.00%	15.00%	20.00%
3. Dr. Anjan Upadhyay		18.18%	22.72%	27.27%	13.64%	18.18%
4. Mr. Rahul Dev Brahma		16.67%	16.67%	33.33%	11.11%	22.22%
5. Mrs. Reema Devi		14.28%	33.33%	23.81%	9.52%	19.05%
6. Mrs. Udangsri Basumatary		14.28%	28.57%	28.57%	9.52%	19.05%
7. Miss Maria Basumatary		14.28%	23.81%	33.33%	9.52%	19.05%
8. Mr. Junas Basumatary		22.72%	18.18%	31.82%	9.09%	18.18%
9. Mr. Rejoice Daimari		30.43%	13.04%	26.09%	13.04%	17.39%

2

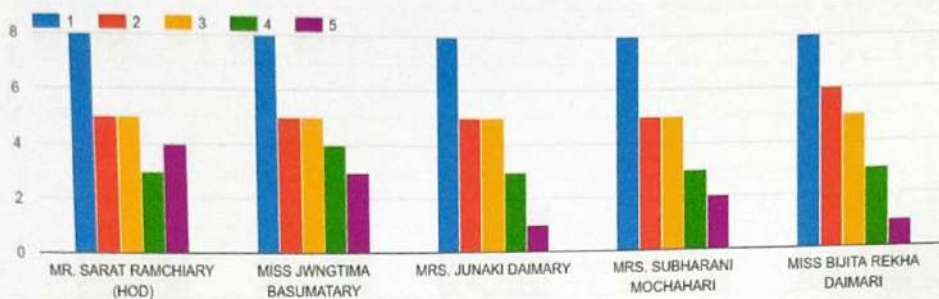
## (6) Department of History-

Q.1. The knowledge base of the teacher is -

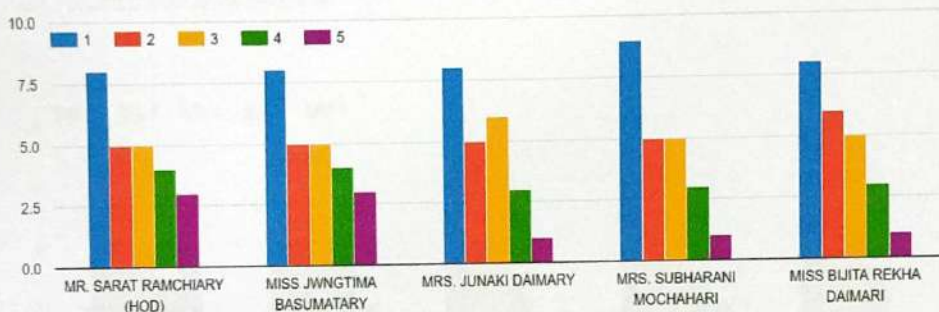


  
 PRINCIPAL  
 UDALGURI COLLEGE  
 UDALGURI

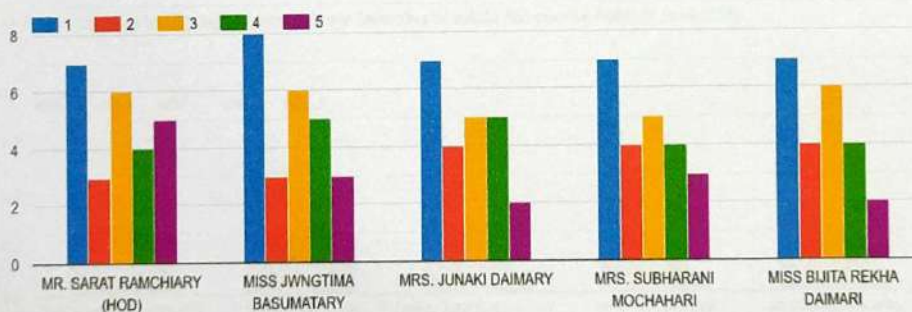
Q.2. Teacher's role as a guide and mentor-



Q.3. Regularity and punctuality of the teacher-



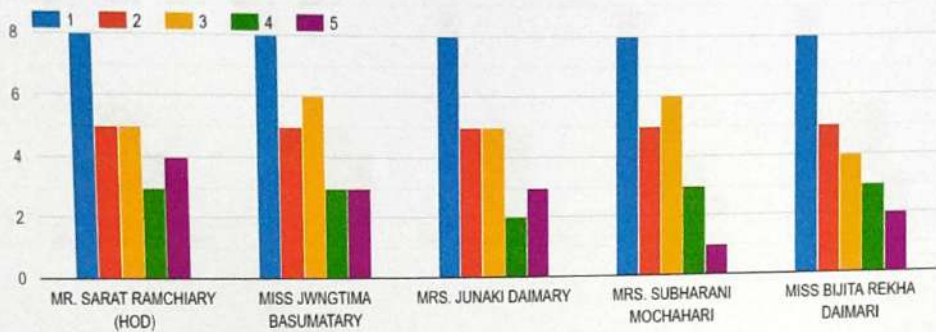
Q.4. Sincerity and dedication of the teacher -



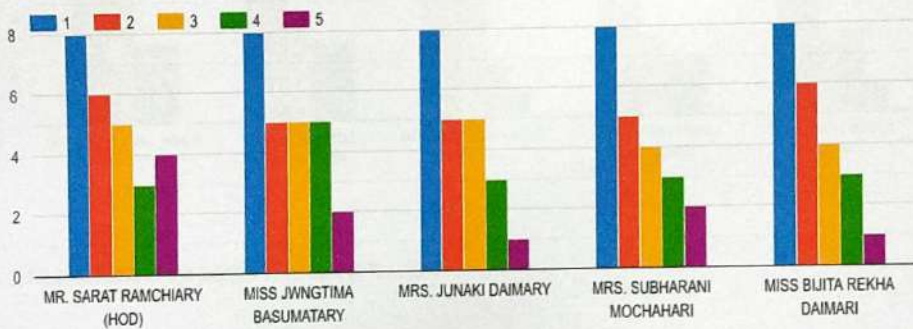
  
 PRINCIPAL  
 UDALGURI COLLEGE  
 UDALGURI



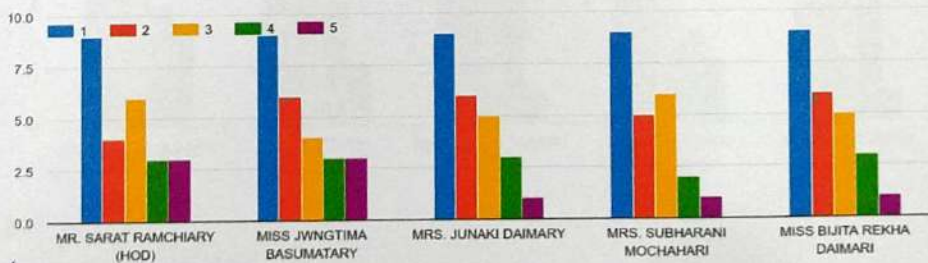
Q.5. Knowledge and use of ICT Tools in classroom-



Q.6. Feedback taken by the teacher is-

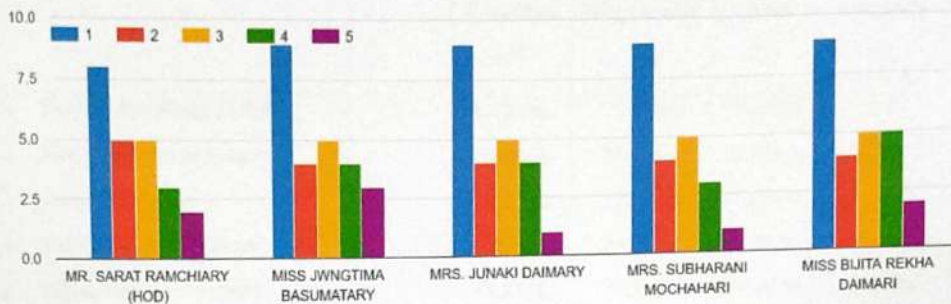


Q.7. The teacher incorporates examples in teaching to relate the course content to real life

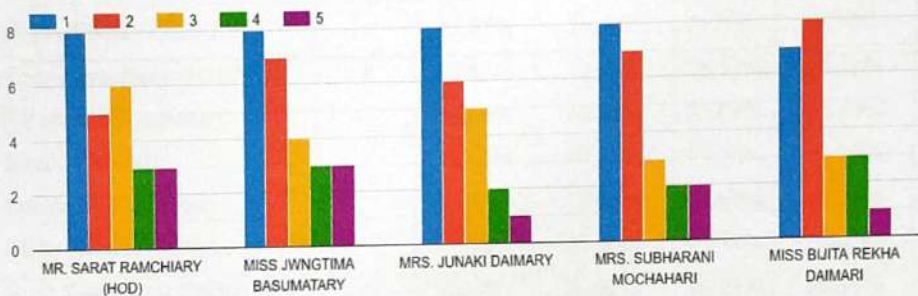


PRINCIPAL  
UDALGURI COLLEGE  
UDALGURI

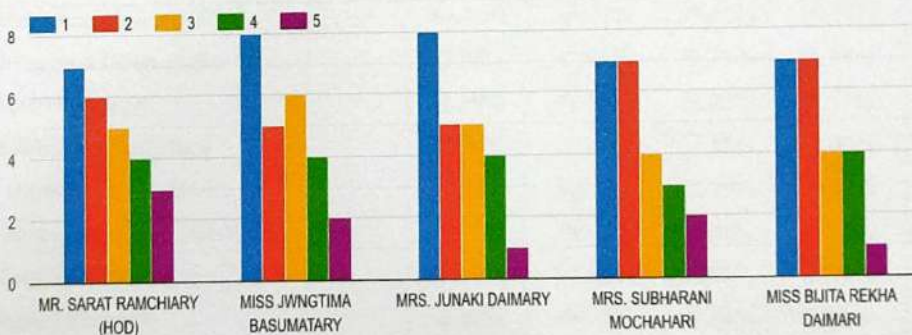
Q.8. Encouragement received from teachers for extra-curricular activities-



Q.9. Effort of the teacher in identifying strenght and weakness of the students-



Q.10. Availability of the teacher in and out of the class-



  
 PRINCIPAL  
 UDALGURI COLLEGE  
 UDALGURI

Feedback obtained from the students of Department of History is analysed as given below-



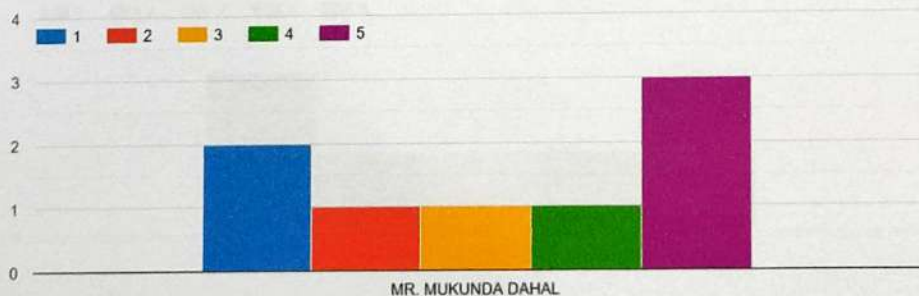
Name of the Teachers	Point No	Percentage				
		Excellent (5)	Very Good (4)	Good (3)	Average (2)	Poor (1)
1. Sarat Ramchiary (HOD)	1	14.81%	27.78%	24.07%	9.26%	24.07%
2. Jwngtima Basumatary		12.50%	25.00%	25.00%	17.85%	19.64%
3. Junaki Daimari		33.33%	17.46%	25.40%	9.52%	14.28%
4. SubharaniMochahary		17.24%	29.31%	25.86%	10.34%	17.24%
5. Bijita Rekha Daimari		33.85%	20.00%	24.61%	7.69%	13.85%
1. Sarat Ramchiary (HOD)	2	10.90%	23.63%	23.63%	20.00%	21.81%
2. Jwngtima Basumatary		12.50%	23.21%	21.43%	21.43%	21.43%
3. Junaki Daimari		30.88%	23.53%	20.59%	10.29%	14.70%
4. SubharaniMochahary		12.50%	26.78%	25.00%	16.07%	19.64%
5. Bijita Rekha Daimari		31.25%	20.31%	21.87%	9.37%	17.18%
1. Sarat Ramchiary (HOD)	3	17.85%	17.85%	28.57%	14.28%	21.43%
2. Jwngtima Basumatary		18.64%	20.34%	22.03%	18.64%	20.34%
3. Junaki Daimari		35.48%	19.35%	17.74%	11.29%	16.13%
4. SubharaniMochahary		18.33%	25.00%	26.67%	13.33%	16.67%
5. Bijita Rekha Daimari		29.03%	22.58%	22.58%	9.68%	16.13%
1. Sarat Ramchiary (HOD)	4	16.67%	26.67%	18.33%	18.33%	20.00%
2. Jwngtima Basumatary		15.00%	25.00%	23.33%	15.00%	21.67%
3. Junaki Daimari		31.74%	19.04%	22.22%	11.11%	15.87%
4. SubharaniMochahary		19.67%	27.86%	21.31%	14.75%	16.39%
5. Bijita Rekha Daimari		28.12%	25.00%	18.75%	12.50%	15.62%
1. Sarat Ramchiary (HOD)	5	10.71%	26.78%	23.21%	16.07%	23.21%
2. Jwngtima Basumatary		12.28%	22.80%	26.31%	15.79%	22.80%
3. Junaki Daimari		24.59%	21.31%	26.23%	11.47%	16.39%
4. SubharaniMochahary		15.51%	27.58%	27.58%	12.07%	17.24%
5. Bijita Rekha Daimari		15.00%	28.33%	23.33%	10.00%	16.67%
1. Sarat Ramchiary (HOD)	6	17.86%	28.57%	19.64%	14.28%	19.64%
2. Jwngtima Basumatary		17.54%	22.80%	24.56%	15.79%	19.29%
3. Junaki Daimari		32.20%	23.73%	18.64%	6.78%	18.64%
4. SubharaniMochahary		19.30%	31.58%	19.30%	14.03%	17.54%
5. Bijita Rekha Daimari		33.90%	22.03%	20.33%	6.78%	16.95%
1. Sarat Ramchiary (HOD)	7	15.51%	27.58%	18.97%	15.51%	22.41%
2. Jwngtima Basumatary		18.97%	24.14%	13.79%	22.41%	20.69%

  
 PRINCIPAL  
 UDALGURI COLLEGE  
 UDALGURI

3. Junaki Daimari		33.87%	17.74%	19.35%	11.29%	17.74%
4. SubharaniMochahary		22.95%	27.87%	18.03%	14.75%	16.39%
5. Bijita Rekha Daimari		26.98%	26.98%	17.46%	12.70%	15.87%
1. Sarat Ramchiary (HOD)	8	18.64%	27.11%	13.56%	22.03%	18.64%
2. Jwngtima Basumatary		19.30%	21.05%	21.05%	22.80%	15.79%
3. Junaki Daimari		32.26%	22.58%	14.52%	14.52%	16.13%
4. SubharaniMochahary		20.34%	28.81%	13.60%	20.34%	16.95%
5. Bijita Rekha Daimari		30.00%	26.67%	13.33%	15.00%	15.00%
1. Sarat Ramchiary (HOD)	9	16.07%	21.43%	26.78%	10.71%	25.00%
2. Jwngtima Basumatary		17.24%	20.69%	25.86%	15.52%	20.69%
3. Junaki Daimari		28.33%	28.33%	18.33%	10.00%	15.00%
4. SubharaniMochahary		17.24%	27.59%	25.86%	12.07%	17.24%
5. Bijita Rekha Daimari		29.31%	22.41%	22.41%	8.62%	17.24%
1. Sarat Ramchiary (HOD)	10	14.03%	28.07%	19.30%	19.30%	19.30%
2. Jwngtima Basumatary		16.07%	26.79%	21.43%	14.28%	21.43%
3. Junaki Daimari		33.87%	20.97%	19.35%	9.67%	16.13%
4. SubharaniMochahary		18.33%	30.00%	25.00%	10.00%	16.67%
5. Bijita Rekha Daimari		32.26%	22.58%	19.35%	9.67%	16.13%

### (7) Department of Nepali-

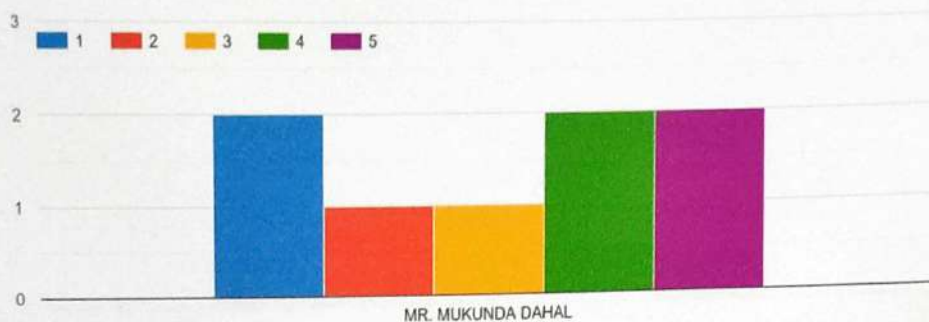
Q.1. The knowledge base of the teacher is -



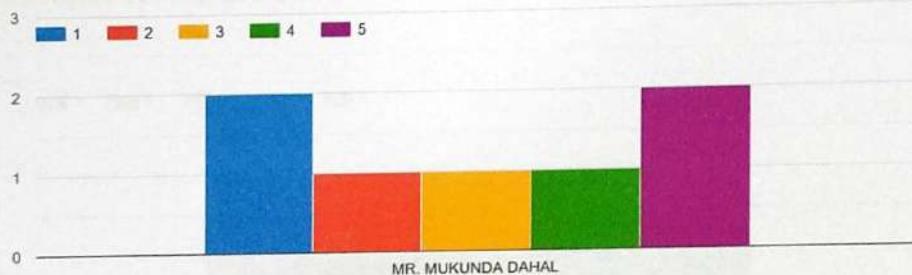
  
 PRINCIPAL  
 UDALGURI COLLEGE  
 UDALGURI



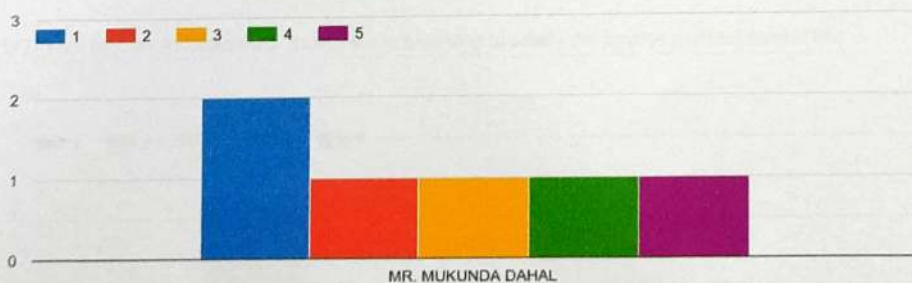
Q.2. Teacher's role as a guide and mentor-



Q.3. Regularity and punctuality of the teacher-

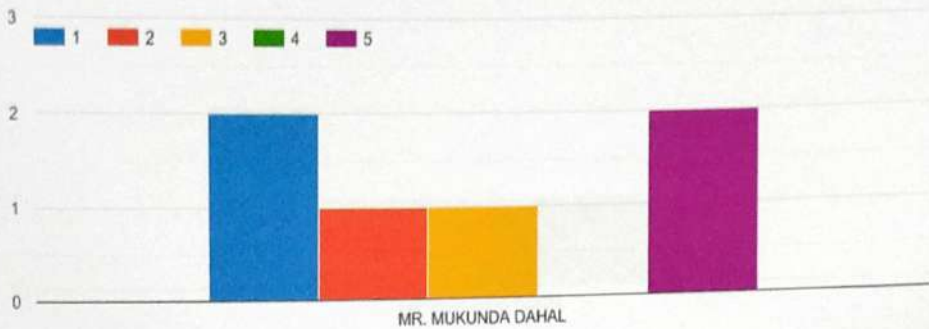


Q.4. Sincerity and dedication of the teacher -

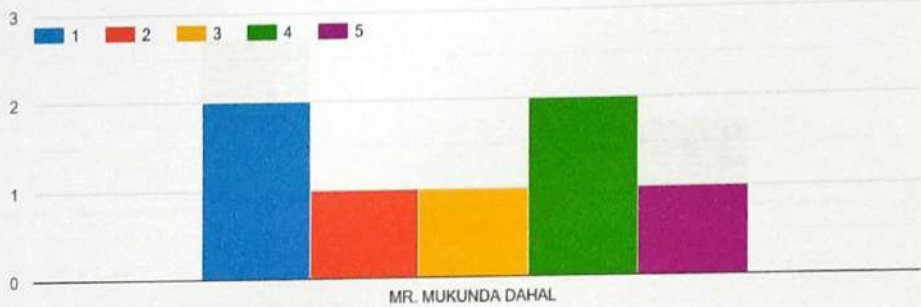


  
PRINCIPAL  
UDALGURI COLLEGE  
UDALGURI

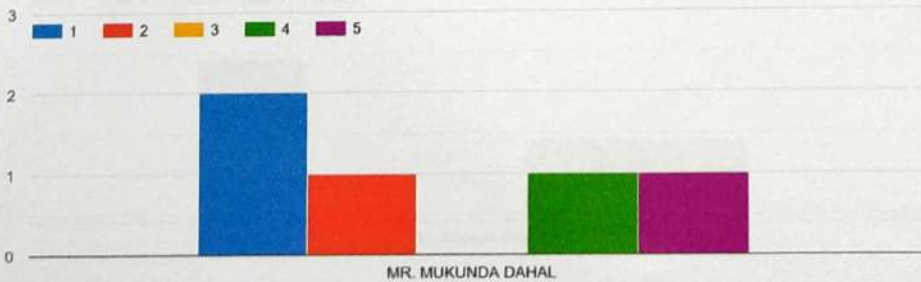
Q.5. Knowledge and use of ICT Tools in classroom-



Q.6. Feedback taken by the teacher is-



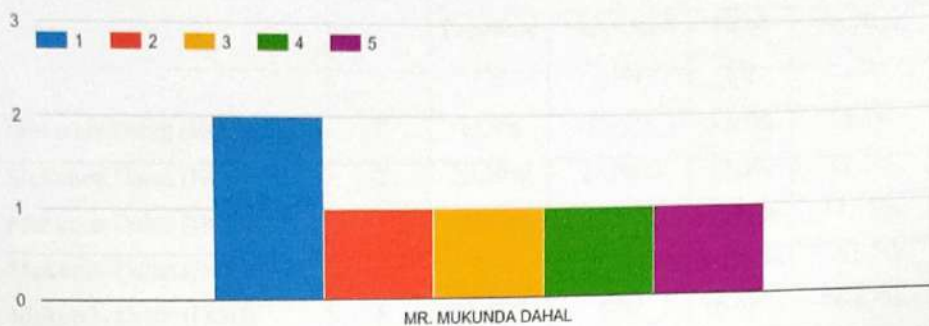
Q.7. The teacher incorporates examples in teaching to relate the course content to real life



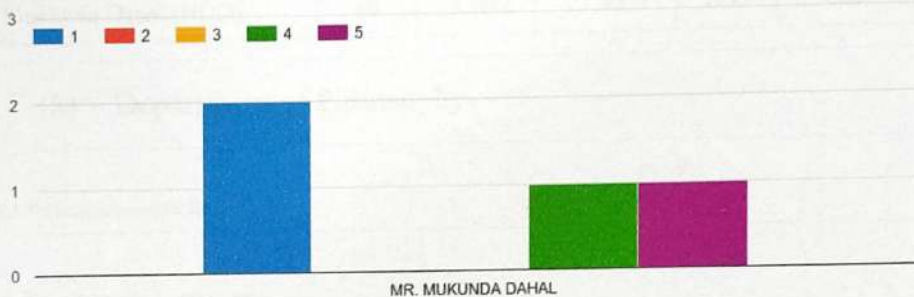
  
PRINCIPAL  
UDALGURI COLLEGE  
UDALGURI



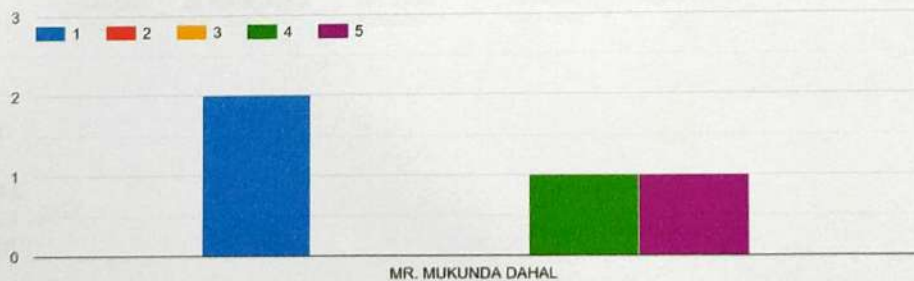
Q.8. Encouragement received from teachers for extra-curricular activities-




Q.9. Effort of the teacher in identifying strenght and weakness of the students-



Q.10. Availability of the teacher in and out of the class-



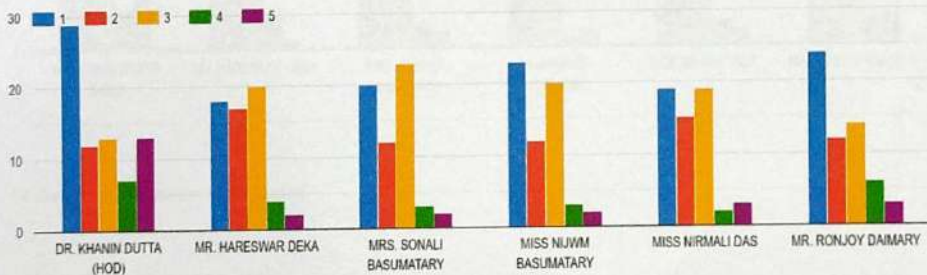
Feedback obtained from the students of Department of Economics is analysed as given

  
PRINCIPAL  
UDALGURI COLLEGE  
UDALGURI

Name of the Teachers	Point No	Percentage				
		Excellent (5)	Very Good (4)	Good (3)	Average (2)	Poor (1)
Mr. Mukunda Dahal (HOD)	1	37.5%	12.5%	12.5%	12.5%	25.00%
Mr. Mukunda Dahal (HOD)	2	25.00%	25.00%	12.5%	12.5%	25.00%
Mr. Mukunda Dahal (HOD)	3	28.57%	14.28%	14.28%	14.28%	28.57%
Mr. Mukunda Dahal (HOD)	4	16.67%	16.67%	16.67%	16.67%	33.33%
Mr. Mukunda Dahal (HOD)	5	33.33%	NIL	16.67%	16.67%	33.33%
Mr. Mukunda Dahal (HOD)	6	14.28%	28.57%	14.28%	14.28%	28.57%
Mr. Mukunda Dahal (HOD)	7	20.00%	20.00%	NIL	20.00%	40.00%
Mr. Mukunda Dahal (HOD)	8	16.67%	16.67%	16.67%	16.67%	33.33%
Mr. Mukunda Dahal (HOD)	9	25.00%	25.00%	NIL	NIL	50.00%
Mr. Mukunda Dahal (HOD)	10	25.00%	25.00%	NIL	NIL	50.00%

### (8) Department of Philosophy-

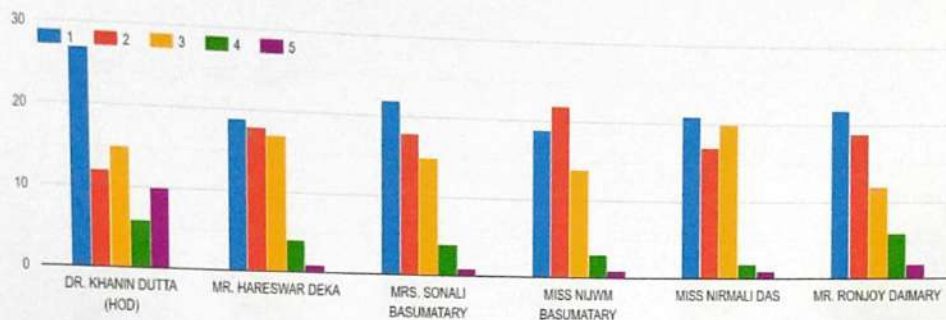
Q.1. The knowledge base of the teacher is -



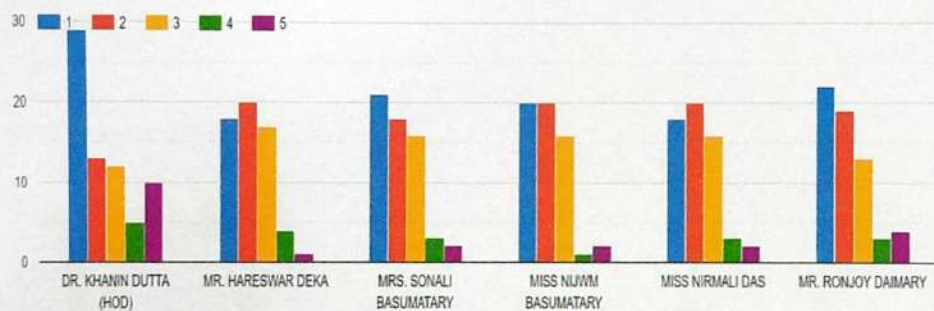
*[Signature]*  
**PRINCIPAL**  
**UDALGURI COLLEGE**  
**UDALGURI**



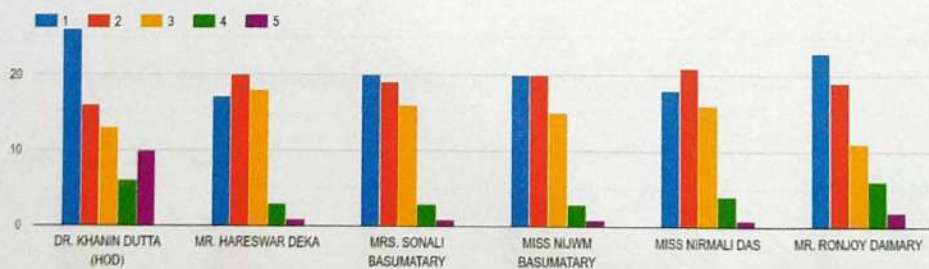
Q.2. Teacher's role as a guide and mentor -



Q.3. Regularity and punctuality of the teacher-

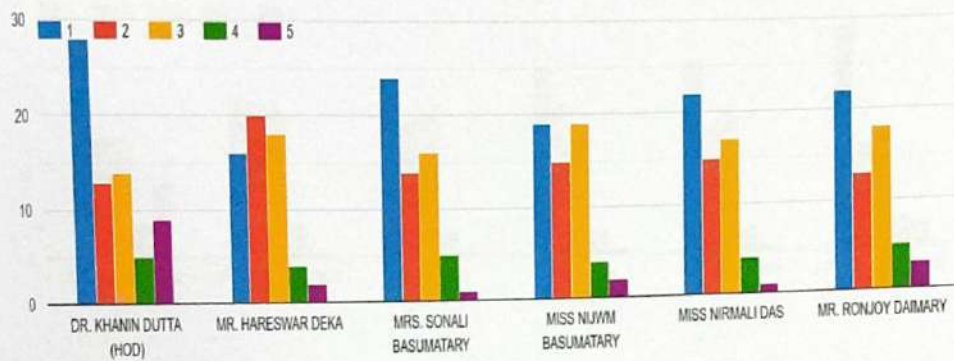


Q.4. Sincerity and dedication of the teacher -

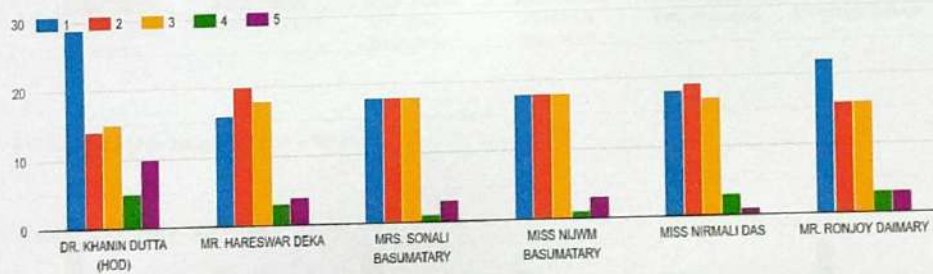


  
 PRINCIPAL  
 UDALGURI COLLEGE  
 UDALGURI

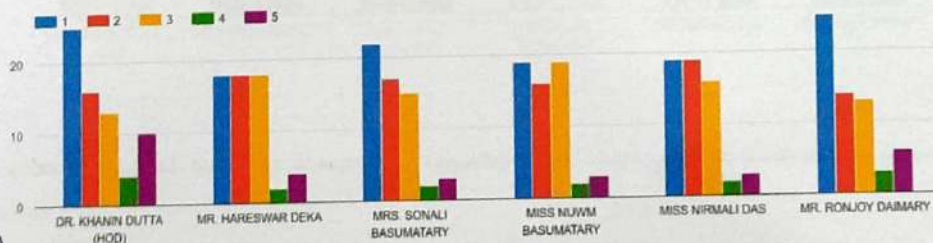
Q.5. Knowledge and use of ICT Tools in classroom-



Q.6. Feedback taken by the teacher is-



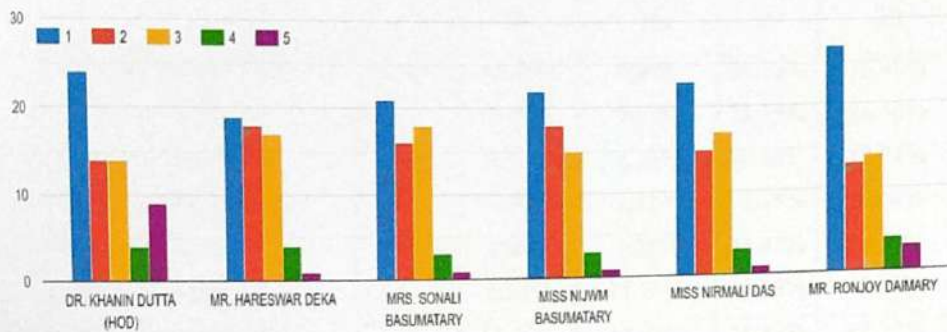
Q.7. The teacher incorporates examples in teaching to relate the course content to real life



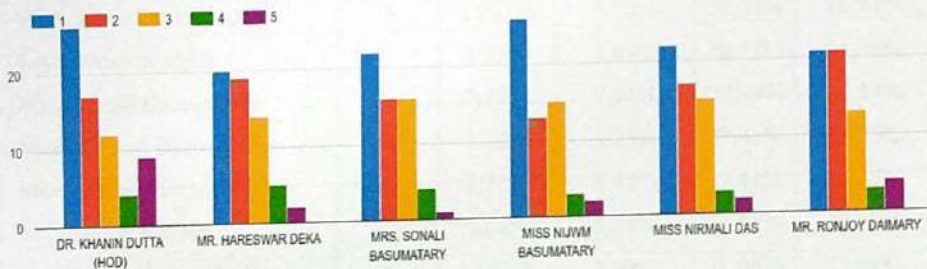
PRINCIPAL  
UDALGURI COLLEGE  
UDALGURI



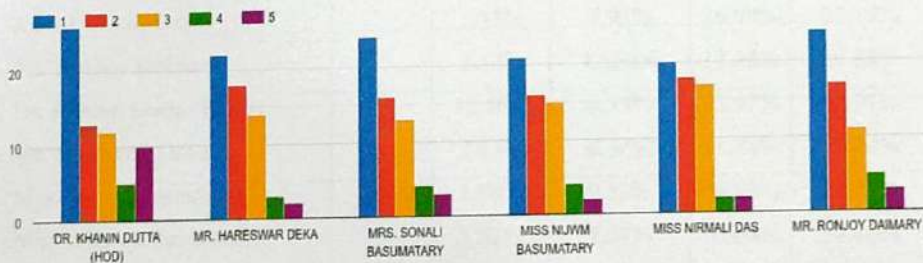
Q.8. Encouragement received from teachers for extra-curricular activities-



Q.9. Effort of the teacher in identifying strength and weakness of the students-




Q.10. Availability of the teacher in and out of the class-



Feedback obtained from the students of Department of Economics is analysed as given

Principal  
UDALGURI COLLEGE  
UDALGURI

Name of the Teachers	Point No	Percentage				
		Excellent (5)	Very Good (4)	Good (3)	Average (2)	Poor (1)
1. Dr. Khanin Dutta (HOD)	1	16.45%	8.86%	20.25%	16.45%	37.97%
2. Mr. Hareswar Deka		3.12%	9.37%	31.25%	26.56%	29.68%
3. Mrs. Sonali Basumatary		3.17%	4.76%	39.68%	19.04%	33.33%
4. Miss Nizwm Basumatary		3.17%	7.93%	31.75%	19.04%	38.09%
5. Miss Nirmali Das		4.92%	3.28%	34.43%	24.59%	32.79%
6. Mr. Ronjoy Daimary		4.84%	11.29%	24.19%	19.35%	40.32%
1. Dr. Khanin Dutta (HOD)	2	13.33%	10.67%	21.33%	17.33%	37.33%
2. Mr. Hareswar Deka		1.61%	6.45%	30.64%	29.03%	32.25%
3. Mrs. Sonali Basumatary		1.59%	9.52%	23.80%	28.57%	36.51%
4. Miss Nizwm Basumatary		1.61%	6.45%	24.19%	35.48%	32.25%
5. Miss Nirmali Das		1.56%	4.68%	32.81%	26.56%	34.37%
6. Mr. Ronjoy Daimary		3.12%	10.93%	20.31%	29.68%	35.93%
1. Dr. Khanin Dutta (HOD)	3	13.51%	6.75%	20.27%	18.91%	40.54%
2. Mr. Hareswar Deka		1.58%	7.94%	28.57%	31.74%	30.16%
3. Mrs. Sonali Basumatary		3.17%	7.94%	25.39%	28.57%	34.92%
4. Miss Nizwm Basumatary		3.22%	3.22%	27.41%	32.25%	33.87%
5. Miss Nirmali Das		3.22%	6.45%	27.41%	32.25%	30.64%
6. Mr. Ronjoy Daimary		6.25%	6.25%	21.87%	29.68%	35.93%
1. Dr. Khanin Dutta (HOD)	4	13.15%	7.89%	21.05%	22.68%	35.52%
2. Mr. Hareswar Deka		1.61%	8.06%	29.03%	32.25%	29.03%
3. Mrs. Sonali Basumatary		3.17%	6.45%	27.41%	30.64%	33.87%
4. Miss Nizwm Basumatary		3.17%	6.45%	25.80%	32.25%	33.87%
5. Miss Nirmali Das		1.58%	7.93%	26.98%	33.33%	30.16%
6. Mr. Ronjoy Daimary		3.12%	12.50%	17.18%	29.68%	37.50%
1. Dr. Khanin Dutta (HOD)	5	12.16%	6.75%	22.97%	18.91%	39.19%
2. Mr. Hareswar Deka		3.17%	6.34%	31.74%	31.74%	26.98%
3. Mrs. Sonali Basumatary		1.58%	9.52%	26.98%	22.22%	39.68%
4. Miss Nizwm Basumatary		3.22%	9.67%	30.64%	24.19%	32.26%
5. Miss Nirmali Das		1.61%	8.06%	29.03%	24.19%	37.10%
6. Mr. Ronjoy Daimary		4.68%	9.37%	29.68%	20.31%	35.93%
1. Dr. Khanin Dutta (HOD)	6	12.82%	7.69%	21.79%	19.23%	38.46%
2. Mr. Hareswar Deka		6.25%	4.68%	31.25%	31.25%	26.56%
3. Mrs. Sonali Basumatary		4.91%	3.27%	31.14%	29.50%	31.14%

  
 PRINCIPAL  
 UDALGURI COLLEGE  
 UDALGURI

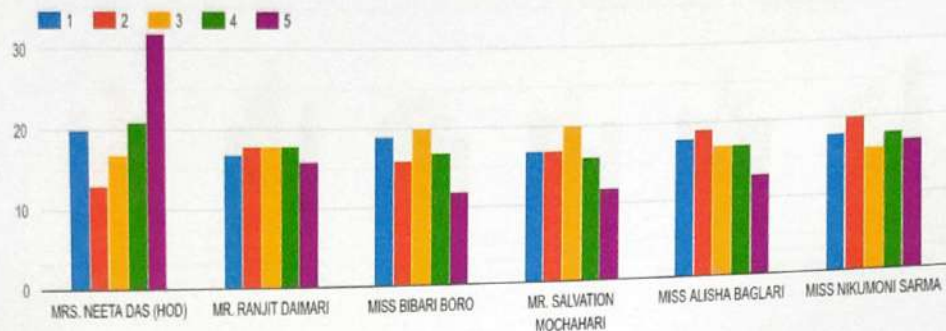


4. Miss Nizwm Basumatary		4.91%	3.27%	31.14%	29.50%	31.14%
5. Miss Nirmali Das		1.63%	8.20%	27.86%	31.14%	31.14%
6. Mr. Ronjoy Daimary		4.76%	4.76%	28.57%	25.39%	36.50%
1. Dr. Khanin Dutta (HOD)	7	13.69%	5.47%	21.91%	23.28%	35.61%
2. Mr. Hareswar Deka		6.34%	4.76%	30.15%	28.57%	30.15%
3. Mrs. Sonali Basumatary		4.83%	4.83%	25.80%	27.42%	37.09%
4. Miss Nizwm Basumatary		4.83%	3.22%	33.87%	25.80%	32.25%
5. Miss Nirmali Das		4.83%	6.45%	25.80%	30.64%	32.25%
6. Mr. Ronjoy Daimary		9.37%	4.68%	23.43%	21.87%	40.62%
1. Dr. Khanin Dutta (HOD)	8	12.85%	7.14%	21.43%	22.86%	35.71%
2. Mr. Hareswar Deka		1.40%	5.63%	26.76%	25.35%	28.17%
3. Mrs. Sonali Basumatary		1.61%	6.45%	30.64%	29.03%	35.48%
4. Miss Nizwm Basumatary		1.61%	6.45%	25.80%	25.80%	37.09%
5. Miss Nirmali Das		1.61%	4.83%	30.64%	24.19%	38.70%
6. Mr. Ronjoy Daimary		4.68%	7.81%	23.43%	20.31%	43.75%
1. Dr. Khanin Dutta (HOD)	9	12.32%	6.84%	19.18%	24.66%	36.98%
2. Mr. Hareswar Deka		3.17%	11.11%	22.22%	30.16%	33.33%
3. Mrs. Sonali Basumatary		1.61%	9.67%	25.80%	25.80%	37.09%
4. Miss Nizwm Basumatary		3.22%	8.06%	24.19%	20.97%	43.55%
5. Miss Nirmali Das		3.22%	4.83%	27.42%	27.42%	37.09%
6. Mr. Ronjoy Daimary		6.15%	6.15%	21.54%	32.30%	33.84%
1. Dr. Khanin Dutta (HOD)	10	14.08%	8.45%	19.71%	19.71%	38.03%
2. Mr. Hareswar Deka		3.22%	8.06%	22.58%	29.03%	37.09%
3. Mrs. Sonali Basumatary		4.76%	7.93%	22.22%	25.40%	39.68%
4. Miss Nizwm Basumatary		3.27%	8.19%	26.22%	26.22%	36.06%
5. Miss Nirmali Das		3.22%	6.45%	27.42%	29.03%	33.87%
6. Mr. Ronjoy Daimary		4.76%	9.52%	19.04%	26.98%	39.68%

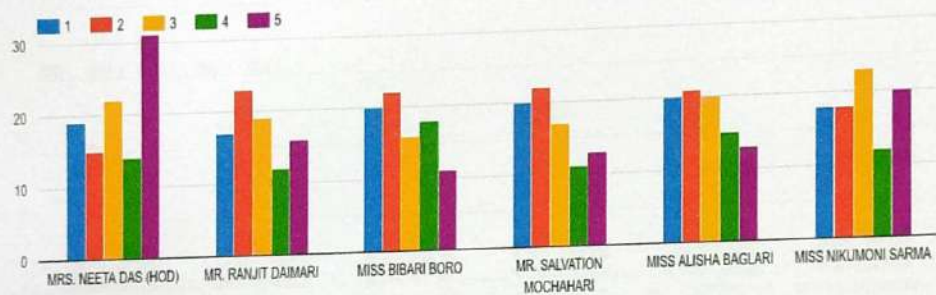
  
 PRINCIPAL  
 UDALGURI COLLEGE  
 UDALGURI

(9) Department of Political Science-

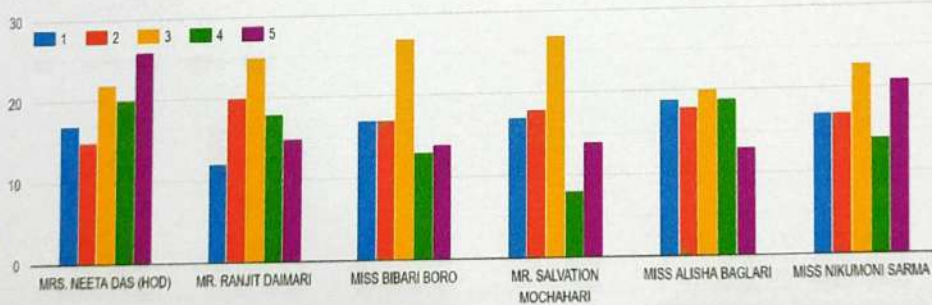
Q.1. The knowledge base of the teacher is -



Q.2. Teacher's role as a guide and mentor is -



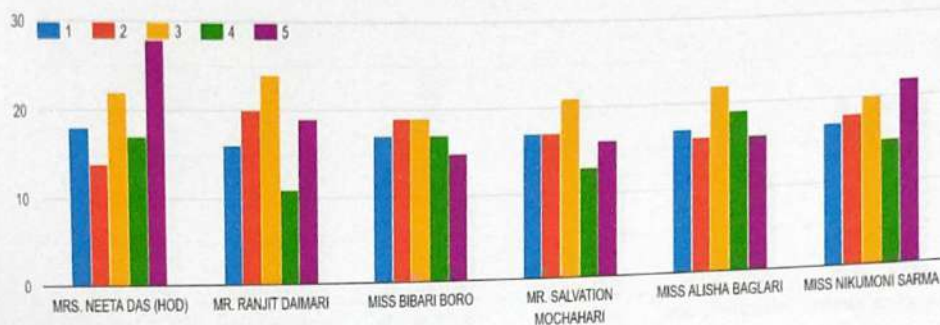
Q.3. Regularity and punctuality of the teacher-



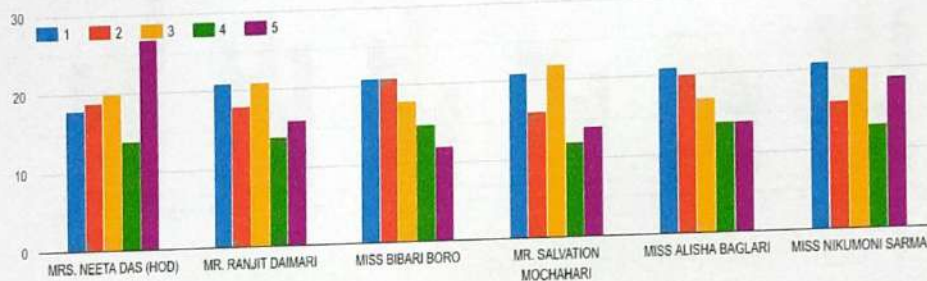
PRINCIPAL  
UDALGURI COLLEGE  
UDALGURI



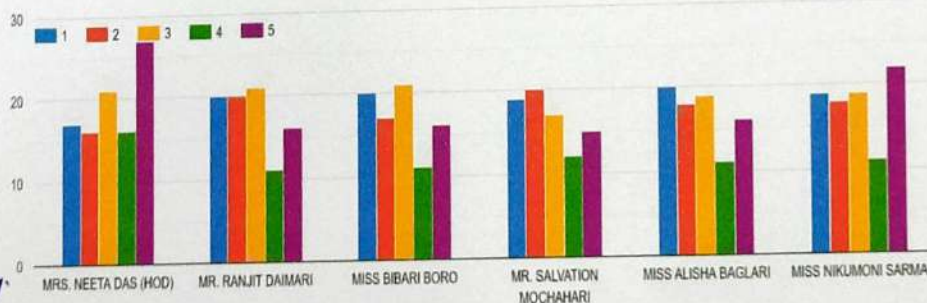
Q.4. Sincerity and dedication of the teacher -



Q.5. Knowledge and use of ICT Tools in classroom-

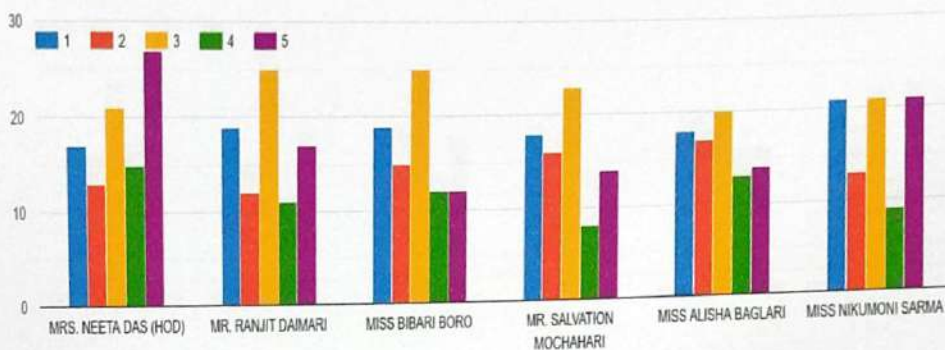


Q.6. Feedback taken by the teacher is-

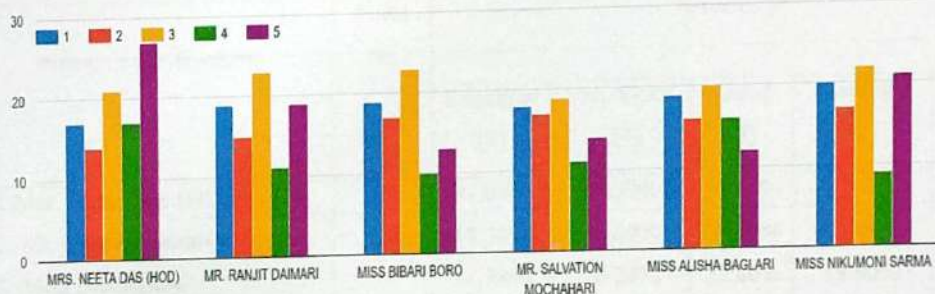


  
 PRINCIPAL  
 UDALGURI COLLEGE  
 UDALGURI

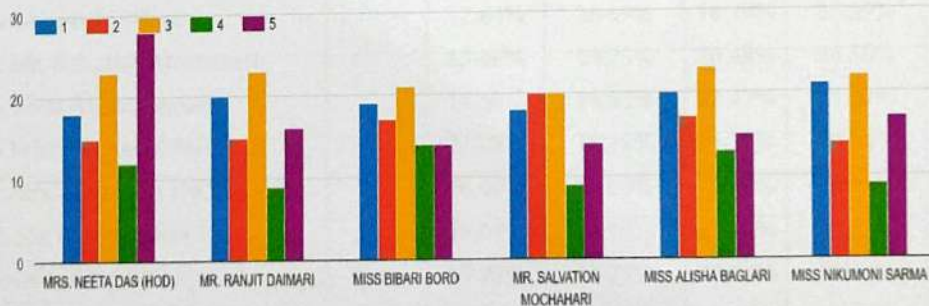
Q.7. The teacher incorporates examples in teaching to relate the course content to real life-




Q.8. Encouragement received from teachers for extra-curricular activities-



Q.9. Effort of the teacher in identifying strenght and weakness of the students-



  
**PRINCIPAL**  
**UDALGURI COLLEGE**  
**UDALGURI**



Q.10. Availability of the teacher in and out of the class-




Feedback obtained from the students of Department of Political Science is analysed as given below-

Name of the Teachers	Point No	Percentage				
		Excellent (5)	Very Good (4)	Good (3)	Average (2)	Poor (1)
1.Mrs. Neeta Das (HOD)	1	31.07%	20.39%	16.50%	12.62%	19.42%
2. Mr. Ranjit Daimari		18.39%	20.69%	20.69%	20.69%	19.54%
3. Miss BibariBoro		14.28%	20.24%	23.80%	19.05%	22.62%
4.Mr. Salvation Mochahari		14.63%	19.51%	24.39%	20.73%	20.73%
5. Miss Alisha Baglari		15.48%	20.24%	20.24%	22.62%	21.43%
6. Miss Nikumoni Sarma		19.10%	20.22%	17.98%	22.47%	20.22%
1.Mrs. Neeta Das (HOD)	2	30.69%	13.86%	21.78%	14.85%	18.81%
2. Mr. Ranjit Daimari		18.39%	13.79%	21.84%	26.44%	19.54%
3. Miss BibariBoro		12.64%	20.69%	18.39%	25.29%	22.99%
4.Mr. Salvation Mochahari		15.66%	13.25%	20.48%	26.50%	24.09%
5. Miss Alisha Baglari		14.60%	16.85%	22.47%	23.59%	22.47%
6.Miss Nikumoni Sarma		21.98%	13.18%	25.27%	19.78%	19.78%
1.Mrs. Neeta Das (HOD)	3	26.00%	20.00%	22.00%	15.00%	17.00%
2. Mr. Ranjit Daimari		16.67%	20.00%	27.77%	22.22%	13.33%
3. Miss BibariBoro		15.90%	14.77%	30.68%	19.32%	19.32%
4.Mr. Salvation Mochahari		16.67%	9.52%	28.57%	21.43%	20.24%
5. Miss Alisha Baglari		14.60%	21.35%	22.47%	20.73%	21.35%

  
 PRINCIPAL  
 UDALGURI COLLEGE  
 UDALGURI

6.Miss Nikumoni Sarma		22.83%	15.22%	25.00%	18.48%	18.48%
1. Mrs. Neeta Das (HOD)	4	28.28%	17.17%	22.22%	14.14%	18.18%
2. Mr. Ranjit Daimari		21.11%	12.22%	26.67%	22.22%	17.78%
3. Miss BibariBoro		17.24%	19.54%	21.84%	21.84%	19.54%
4.Mr. Salvation Mochahari		19.04%	15.48%	25.00%	20.24%	20.24%
5. Miss Alisha Baglari		17.77%	21.11%	24.44%	17.78%	18.89%
6.Miss Nikumoni Sarma		23.91%	16.30%	21.74%	19.56%	18.48%
1. Mrs. Neeta Das (HOD)	5	27.55%	14.28%	20.41%	19.39%	18.36%
2. Mr. Ranjit Daimari		17.78%	15.55%	23.33%	20.00%	23.33%
3. Miss BibariBoro		13.79%	17.24%	20.68%	24.13%	24.13%
4.Mr. Salvation Mochahari		16.47%	14.11%	25.88%	18.82%	24.70%
5. Miss Alisha Baglari		16.28%	16.28%	19.76%	23.25%	24.42%
6.Miss Nikumoni Sarma		21.35%	14.61%	22.47%	17.98%	23.59%
1. Mrs. Neeta Das (HOD)	6	27.83%	16.49%	21.65%	16.49%	17.52%
2. Mr. Ranjit Daimari		18.18%	12.50%	23.86%	22.72%	22.72%
3. Miss BibariBoro		18.82%	12.94%	24.70%	20.00%	23.53%
4.Mr. Salvation Mochahari		18.07%	14.45%	20.48%	24.09%	22.89%
5. Miss Alisha Baglari		19.04%	13.09%	22.62%	21.43%	23.81%
6.Miss Nikumoni Sarma		24.72%	12.36%	21.35%	20.22%	21.35%
1.Mrs. Neeta Das (HOD)	7	29.03%	16.13%	22.58%	13.98%	18.28%
2.Mr. Ranjit Daimari		20.24%	13.09%	29.76%	14.28%	22.62%
3.Miss BibariBoro		14.46%	14.46%	30.12%	18.07%	22.89%
4.Mr. Salvation Mochahari		18.18%	10.39%	29.87%	20.78%	23.37%
5.Miss Alisha Baglari		17.07%	15.85%	24.39%	20.73%	21.95%
6.Miss Nikumoni Sarma		28.00%	12.00%	28.00%	17.33%	28.00%
1. Mrs. Neeta Das (HOD)	8	28.12%	17.70%	21.87%	14.58%	17.70%
2.Mr. Ranjit Daimari		21.84%	12.64%	26.44%	17.24%	21.84%
3.Miss BibariBoro		15.85%	12.19%	28.05%	20.73%	23.17%
4.Mr. Salvation Mochahari		17.72%	13.92%	24.05%	21.52%	22.78%
5.Miss Alisha Baglari		14.46%	19.28%	24.09%	19.28%	22.89%
6.Miss Nikumoni Sarma		23.60%	10.11%	24.72%	19.10%	22.47%
1.Mrs. Neeta Das (HOD)	9	29.17%	12.50%	23.96%	15.26%	18.75%
2.Mr. Ranjit Daimari		19.28%	10.84%	27.71%	18.07%	24.09%
3.Miss BibariBoro		16.47%	16.47%	24.71%	20.00%	22.35%
4.Mr. Salvation Mochahari		17.28%	11.11%	24.69%	24.69%	22.22%

  
 PRINCIPAL  
 UDALGURI COLLEGE  
 UDALGURI




5. Miss Alisha Baglari		17.04%	14.77%	26.13%	19.32%	22.73%
1. Miss Nikumoni Sarma		20.48%	10.84%	26.50%	16.87%	25.30%
1. Mrs. Neeta Das (HOD)	10	27.66%	17.02%	24.47%	15.96%	14.89%
2. Mr. Ranjit Daimari		20.00%	11.76%	32.94%	16.47%	18.82%
3. Miss Bibari Boro		19.31%	13.64%	27.27%	20.45%	19.32%
4. Mr. Salvation Mochahari		14.46%	15.66%	27.71%	20.48%	21.69%
5. Miss Alisha Baglari		17.24%	17.24%	21.84%	21.84%	21.84%
6. Miss Nikumoni Sarma		24.44%	12.22%	24.44%	18.89%	20.00%

### Concluding Remarks:

The feedback received from the students indicates that most of the students are satisfied with the teaching-learning process, regularity and punctuality of the teacher, sincerity and dedication of the teachers, knowledge and use of ICT tools in classroom by the teachers, effort of the teachers in identifying strength and weaknesses of the teachers, availability of the teachers in and out of the classrooms. They agree that teachers are helpful and friendly.

  
**PRINCIPAL**  
**UDALGURI COLLEGE**  
**UDALGURI**

  
**(Bipul Kumar Sarma)**  
**Convenor**  
**SSS, IQAC**  
**Udalguri College**