

To

The Principal, Udalguri College, Udalguri

From,

The Convener, Feedback Cell, Udalguri College

## Analysis on Students' Feedback on Courses

Udalguri College, Udalguri

For the Session: 2022-2023

A survey was conducted to take feedback from the Students of Udalguri College, Udalguri for the session 2022-23, by the Feedback Cell of the college on various aspects such as the syllabus covered in the class, communication skills of the teachers, interest generated by the teachers in the classroom, availability of resources in the college library, knowledge base of the teachers, sincerity/commitment of the teachers, accessibility of the teachers in and out of classrooms, opportunities provided by the college, teachers' approach to teaching, health and hygiene system of the college, use of ITC tools such as LED projectors, multimedia by the teachers in the classrooms, encouragement given by the teachers to take part in extra-curricular activities, support from administration during admissions, examinations, registrations and other fields, overall quality of teaching-learning process etc. based on the experience of the students at the college. The survey was conducted through feedback using Google Forms by providing an online questionnaire to the students containing a total of twenty (20) questions. Seven hundred thirty-one (731) students participated in the survey.

The feedback obtained from the students on the course was analysed and is presented below-

- (1) Out of 731 Students, 17.1% are **highly satisfied** with the *progress of the syllabus* covered in the class while 58.7% of the students are **satisfied**; 21.2% of students feel that it is **average**; 1.8% of the students are *dissatisfied* and only 1.2% of the students are highly **dissatisfied**.
- (2) 48.6% of the students feel that the teachers are **always effective** in communication with the students; 24.8% of the students opine that teachers are **sometimes effective** in communication; 19.7% of the students think that the *communication skills of the teachers* are **satisfactory**; 3.7% of the students opt that *communication skill of the teachers* are generally **ineffective** and 3.3% of the students feel that *the communication skill of the teachers* is **poor**.
- (3) Out of 731 students, 17.1% of the students feel that *the interest generated by the teachers* is **excellent**; 30.5% of the students feel that it is **very good**; 48.6% of the students feel that it is **good**; 2.7% of the students feel that it is **fair** and only 1.1% of the students rate it as **poor**.
- (4) 13.7% of the students feel that *the availability of resources for the courses in the college library* is **excellent**; 23.7% of the students feel that it is **very good**; 52.1% of

  
PRINCIPAL  
UDALGURI COLLEGE  
UDALGURI

the students feel that it is **good**; 4.57% of the students feel that it is **fair** and only 6% of the students rated it as **poor**.

- (5) Out of 731 students, 11.8% of the students feel that *the overall support from Udalguri College library in pursuing their courses* is **excellent**; 24.9% of the students feel that it is **very good**; 53.2% of the students feel that it is **good**; 4.4% of the students feel that it is **fair** and only 5.7% of the students rate it as **poor**.
- (6) 24.6% of the students feel that *the knowledge base of the teachers* is **excellent**; 32.7% of the students feel that it is **very good**; 40.1% of the students feel that it is **good**; 2.1% of the students feel that it is **being fair** and only 0.5% of the students rate it as **poor**.
- (7) 21.2% of the students **strongly agree** that *the institution provides multiple opportunities to learn and grow*; 54.4% of the students **agree**; 19.8% of the students are **neutral**; 2.9% of the students **disagree** and only 1.6% of the students **strongly disagree**.
- (8) Out of 731 students, 18.5% of the students feel that *the sincerity/commitment of the teachers* is **excellent**; 15.7% of the students feel that it is **very good**; 61.4% of the students feel that it is **good**; 3.3% of the students feel that it is **fair** and only 1.1% of the students rate it as **poor**.
- (9) 34.7% of the students rate *the accessibility of the teacher in and out of the classroom* as **every time**; 32.7% of the students rate it as **usually**; 23.9% of the students rate it as **occasionally/sometimes**; 4.5% of the students rate it as **rarely** and only 4.1% of the students rate it as **never**.
- (10) 37.1% of the students think that *the institute takes active interest every time in promoting internship, student exchange, field visit opportunities for students*; 13.57% of the students think that the institute **often** takes active interest in promoting internship, student exchange, field visit opportunities for students; 35.8% of the students think that the institute **sometimes** takes active interest in promoting internship, student exchange, field visit opportunities for students; 7% of the students rate it as **rarely** and only 6.6% of the students rate it as **never**.
- (11) 42.3% of the students think that *the teachers can identify fully the strength and encourage them with the right level of challenges*; 26.9% of the students think that the teachers can identify **reasonably** the strength and encourage them with the right level of challenges; 16.3% of the students think that the teachers can identify **partially** the strength and encourage them with the right level of challenges; 11.4% of the students think that the teachers can identify **slightly** the strength and encourage them with the right level of challenges; 3.1% of the students think that the teachers are **unable** to identify the strength and encourage them with the right level of challenges.

  
PRINCIPAL  
UDALGURI COLLEGE  
UDALGURI



- (12) Out of 731 students, 18.9% of the students feel that *the teacher's approach to teaching is best described as excellent*; 29.8% of the students feel that the teacher's approach to teaching is best described as *very good*; 47.5% of the students feel that the teacher's approach to teaching is best described as *good*; 2.5% of the students feel that the teacher's approach to teaching is best described as *fair* and only 1.49% of the students rated it as *poor*.
- (13) 13.5% of the students feel that *the health and hygiene system of the institute is excellent*; 26.1% of the students rated it as *very good*; 49.8% of the students rated it as *good*; 4.7% of the students feel that the health and hygiene system of the institute is *fair* and 5.9% of the students rate it as *poor*.
- (14) 38.6% of the students feel that *every time the teachers illustrate the concepts through examples and applications*; 35.8% of the students feel that the teachers *usually illustrate the concepts through examples and applications*; 18.9% of the students feel that *the teachers illustrate the concepts through examples and applications occasionally/sometimes*; 3.7% of the students feel that *the teachers illustrate the concepts through examples and applications rarely* and only 3% of the students feel that *teachers never illustrate the concepts through examples and applications*.
- (15) 29.5% of the students *strongly agree* that *teachers encourage the students to participate in extracurricular activities*; 50.2% of the students *agreed*, 16.7% of the students were *neutral*, 2.5% of the students *disagreed* and only 1.1% of the students *strongly disagreed*.
- (16) Out of 731 students, 17.9% of the students feel that *90% and above teachers use ICT tools such as LED projector, Multimedia etc. while teaching*; 29.3% of the students feel that *70-89% of the teachers use ICT tools such as LED projector, Multimedia etc. while teaching*; 28% of the students feel that *50-69% of the teachers use ICT tools such as LED projector, Multimedia etc. while teaching*; 12.3% of the students feel that *30-49% of the teachers use ICT tools such as LED projector, Multimedia etc. while teaching* and 12.4% of the students feel that the percentage of teachers who use ICT tools such as LED projector, Multimedia etc. while teaching is below 29%.
- (17) 19.8% of the students *strongly agree* that *the institute makes an effort to engage students in the monitoring, review and continuous quality improvement of the teaching-learning process*; 53.8% of the students *agree*; 21.2% of the students are *neutral*; 3.3% of the students *disagree* and 1.9% of the students *strongly disagree*.
- (18) Out of 731 students, 38% of the students feel that *every time the teachers inform the students about their expected competencies, course outcome and programme*

  
 PRINCIPAL  
 UDALGURI COLLEGE  
 UDALGURI

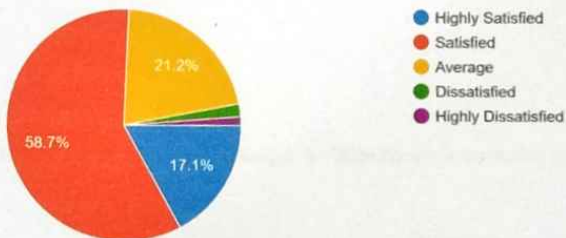
outcome;31.6% of the students feel that the teachers *usually* inform the students about their expected competencies, course outcome and programme outcome;23.1% of the students feel that the teachers inform students about their expected competencies, course outcome and programme outcome *occasionally/sometimes*;5.4% of the students feel that the teachers inform students about their expected competencies, course outcome and programme outcome *rarely* and 1.9% of the students feel that teachers *never* inform the students about their expected competencies, course outcome and programme outcome.

(19) 14.4% of the students think that the support from the administration on admission, registration, examination and other fields is *excellent*;27.4% of the students rate it as *very good*;46.5% of the students rate it as *good*; 4.9% of the students feel that it is *fair* and 6.8% of the students rate it as being *poor*.

(20) 23.1% of the students *strongly agree* that the overall quality of the teaching-learning process in the institute is *good*;52.5% of the students *agree*;18.9% of the students are *neutral*;3.6% of the students *disagree* and only 1.7% of the students *strongly disagree*.

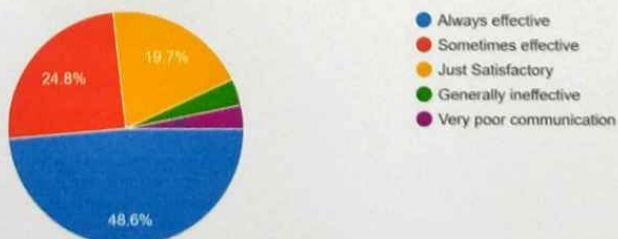
1. Are you satisfied with the progress of the syllabus covered in the class till now-

731 responses



2. How well were the teachers able to communicate ?

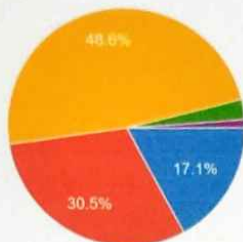
731 responses



*[Signature]*  
 PRINCIPAL  
 UDALGURI COLLEGE  
 UDALGURI

3. Interest generated by the teacher-

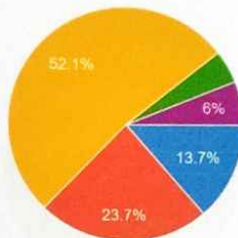
731 responses



● Excellent  
● Very good  
● Good  
● Fair  
● Poor

4. How do you rate the availability of resources related to your course in Udalguri College library ?

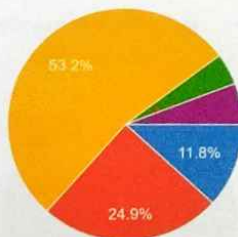
731 responses



● Excellent  
● Very good  
● Good  
● Fair  
● Poor

5. How do you rate the overall support of Udalguri College library in persuing your course ?

731 responses



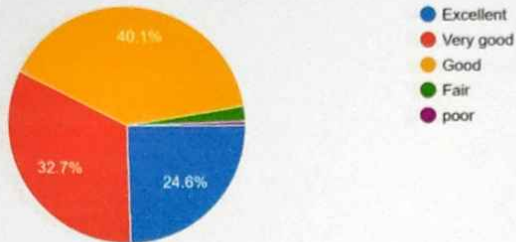
● Excellent  
● Very good  
● Good  
● Fair  
● poor

  
PRINCIPAL  
UDALGURI COLLEGE  
UDALGURI



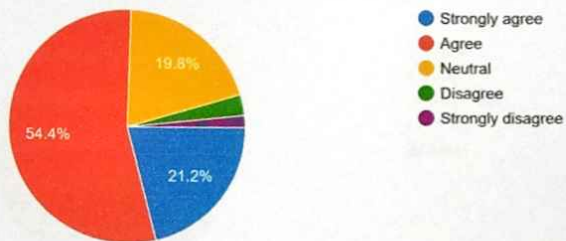
6. Knowledge base of the teacher-

731 responses



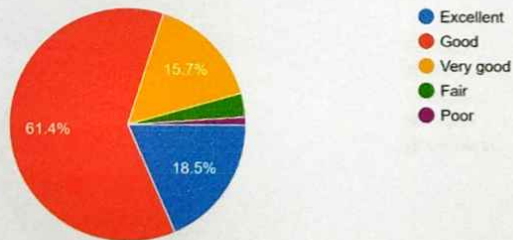
7. The institution provides multiple opportunities to learn and grow-

731 responses



8. Sincerity/commitment of the teacher

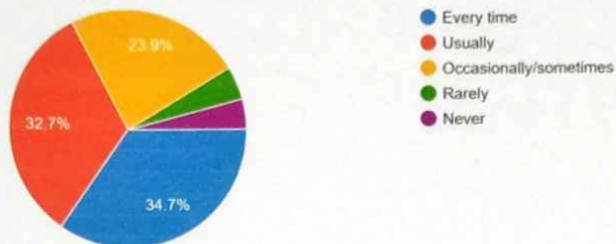
731 responses



  
PRINCIPAL  
UDALGURI COLLEGE  
UDALGURI

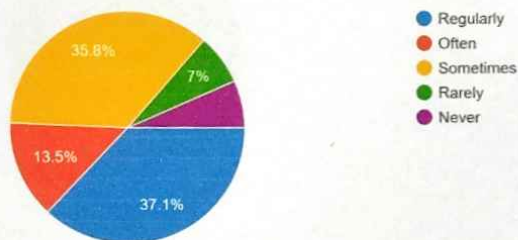
9.. Accessibility of the teacher in and out of the class-

731 responses



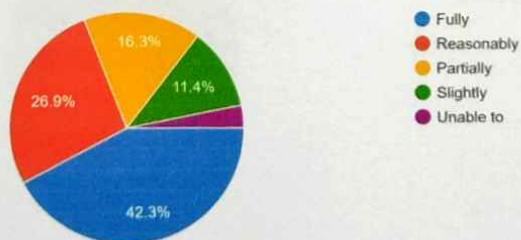
10.. The institute takes active interest in promoting internship, student exchange, field visit opportunities for students-

731 responses



11.. The teachers identify your strenghts and encourage you with providing right level of challenges-

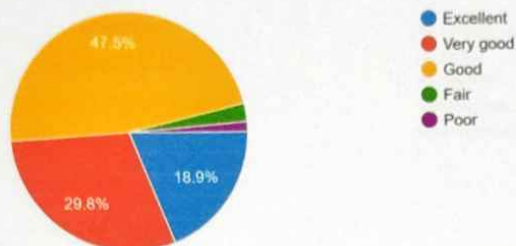
731 responses



  
 PRINCIPAL  
 UDALGURI COLLEGE  
 UDALGURI

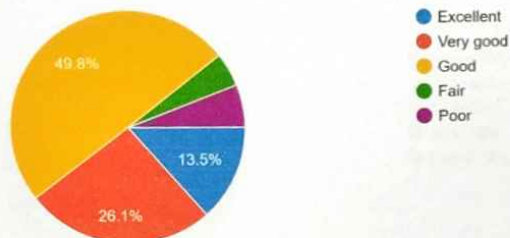
12. The teacher's approach to teaching can best be described as-

731 responses



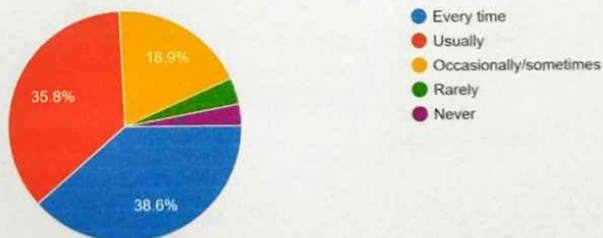
13. Your opinion on the Health and Hygiene sytem of your institution-

731 responses



14. The teachers illustrate the concepts through examples and applications-

731 responses

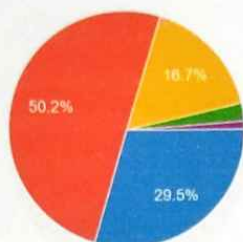


  
 PRINCIPAL  
 UDALGURI COLLEGE  
 UDALGURI



15. Teachers encourage you to participate in extracurricular activities-

731 responses



- Strongly agree
- Agree
- Neutral
- Disagree
- Strongly disagree

16. What percentage of teachers use ICT tools such as LED projector, Multimedia, etc, while teaching-

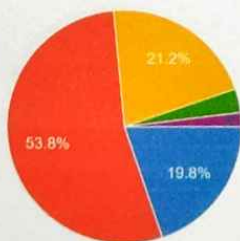
731 responses



- Above 90%
- 70 to 89%
- 50 to 69%
- 30 to 49%
- Below 29%

17. The institution makes effort to engage students in the monitoring, review and continuous quality improvement of the teaching learning process-

731 responses

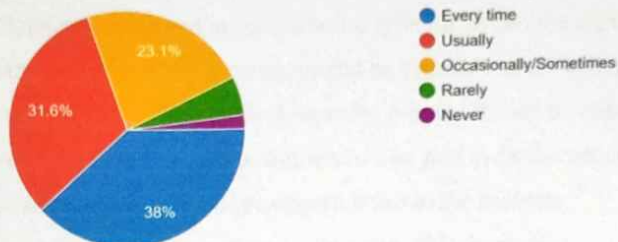


- Strongly agree
- Agree
- Neutral
- Disagree
- Strongly disagree

  
 PRINCIPAL  
 UDALGURI COLLEGE  
 UDALGURI

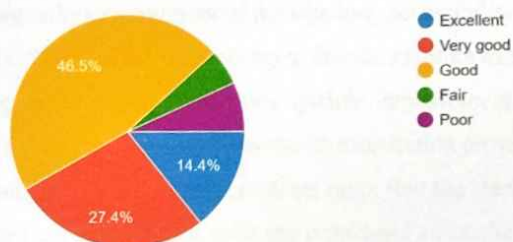
18. Teachers inform you about your expected competencies, course outcomes and programme outcomes-

731 responses



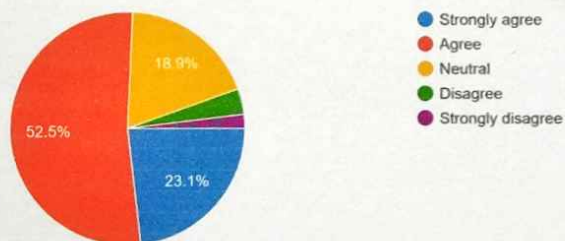
19. Your opinion on the the support from administration on admission, registration , examination and other fields-

731 responses



20. The overall quality of teaching-learning process in your institute is very good

731 responses



  
 PRINCIPAL  
 UDALGURI COLLEGE  
 UDALGURI


### **Action to be taken:**

After analysing the feedback received from the students, it has been found that the following actions should be taken to improve the teaching-learning process-

- (a) More attention is required to complete the syllabus within the stipulated time.
- (b) Adequate resources for all courses should be available in the college library.
- (c) The overall quality of the teaching-learning process should be improved.
- (d) Teachers should encourage the students to take part in extra-curricular activities.
- (e) College should provide multiple opportunities to the students.
- (f) Health and hygiene system of the college should be improved.

### **Concluding Remarks:**

The feedback received from the students on courses indicates that most of the students are satisfied with the progress of the syllabus covered, the communication skills of the teachers, the interest generated by the teachers, the knowledge base of the teachers, sincerity/commitment of the teachers, accessibility of the teachers in and out of the class. 53.8% of the students agree that the institute tries to engage students in the monitoring, review, and continuous quality improvement of the teaching-learning process; 54.4% of the students agree that the institution provides multiple opportunities to learn and grow; 42.3% of the students think that the teachers can identify fully the strength and encourage them with the right level of challenges. They agree that the sincerity/commitment of the teachers is satisfactory. The overall feedback received from the students on the course is satisfactory.



(Bipul Kumar Sarma)  
Convenor  
SSS, IQAC  
Udalguri College



PRINCIPAL  
UDALGURI COLLEGE  
UDALGURI