

To  
The Principal, Udalguri College, Udalguri  
From,


The Convener, Feedback Cell, Udalguri College

## Analysis of Students' Feedback on Teachers

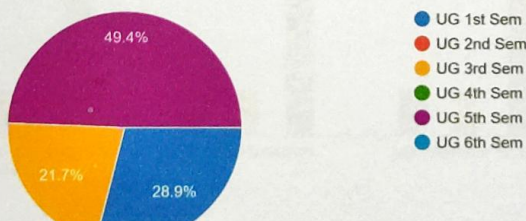
Faculty of Science  
Udalguri College, Udalguri  
Session : 2022-2023


A survey was conducted to take feedback from the Students on Teachers of Udalguri College, Udalguri for the session 2022-23, by the Feedback Cell of the College on various aspects such as knowledge base of the teachers, teacher's role as a guide and mentor, regularity and punctuality of the teachers, sincerity and dedication of the teacher, knowledge and use of ITC tools in classroom, encouragement received from the teachers for extra-curricular activities, effort of the teachers in identifying strength and weakness of the students, availability of the teachers in and out of the class etc. The survey was conducted through feedback using Google Forms by providing an online questionnaire to the students containing a total of twenty (10) questions. 74 students participated in the survey.

Course  
83 responses

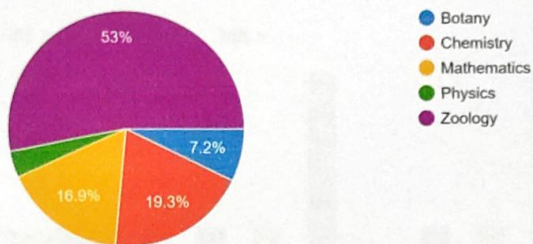


Class/Semester  
83 responses



  
PRINCIPAL  
UDALGURI COLLEGE  
UDALGURI

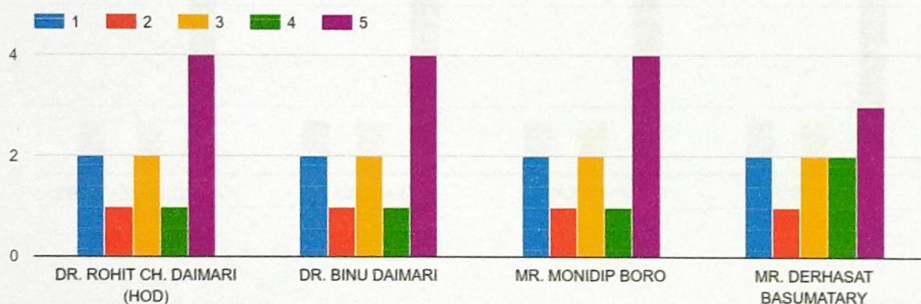
Department  
83 responses



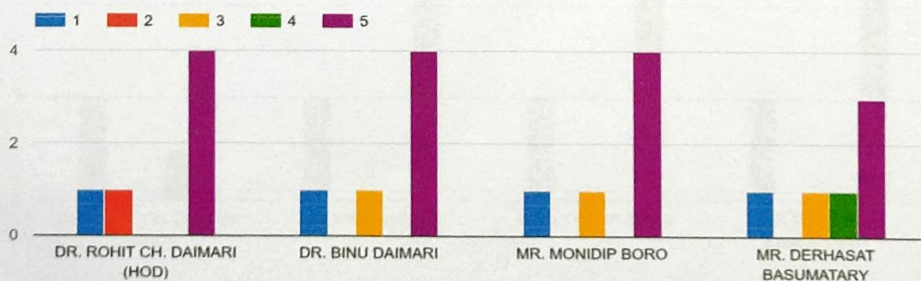
Feedback received from the students is analysed for various departments as given below-

### (1) Department of Botany-

Q.1. The knowledge base of the teacher is -



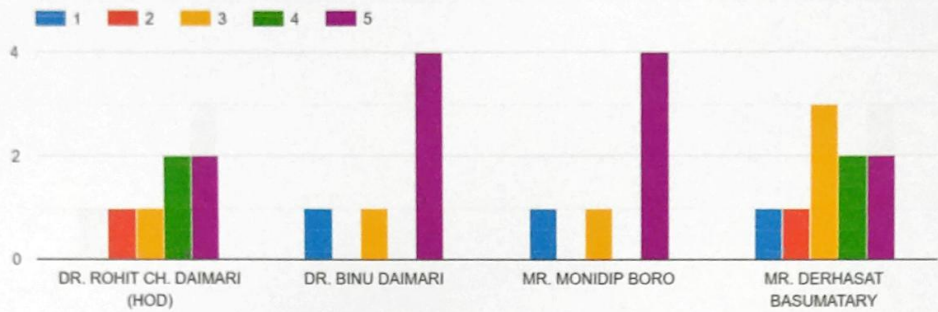
Q.2. Teacher's role as a guide and mentor -



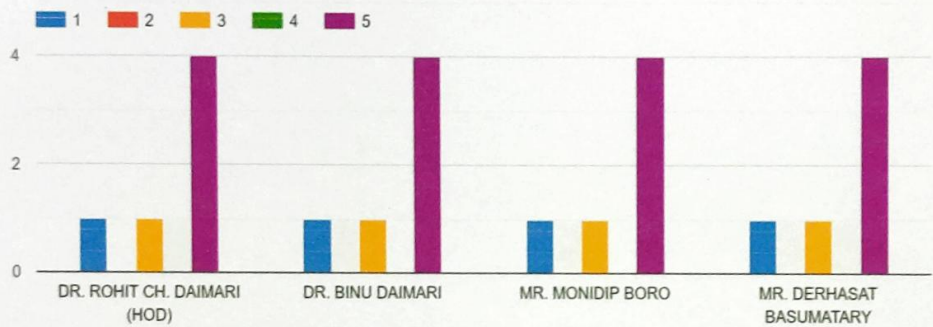
PRINCIPAL  
UDALGURI COLLEGE  
UDALGURI



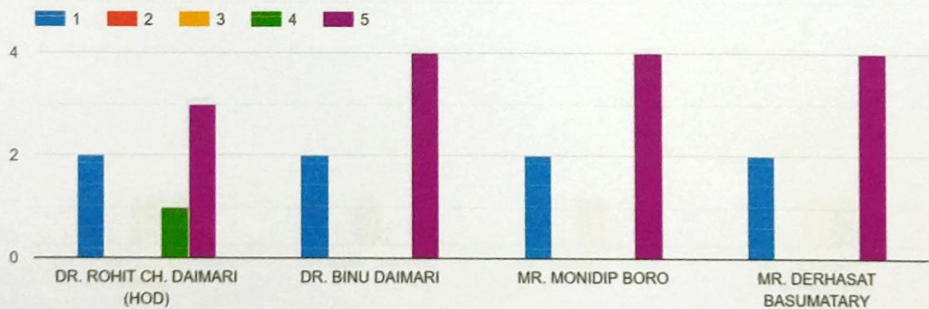
Q.3. Regularity and punctuality of the teacher-



Q.4. Sincerity and dedication of the teacher -

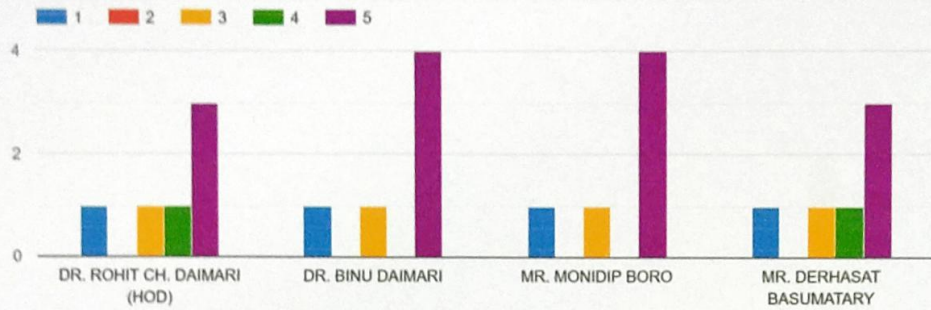


Q.5. Knowledge and use of ICT Tools in classroom-

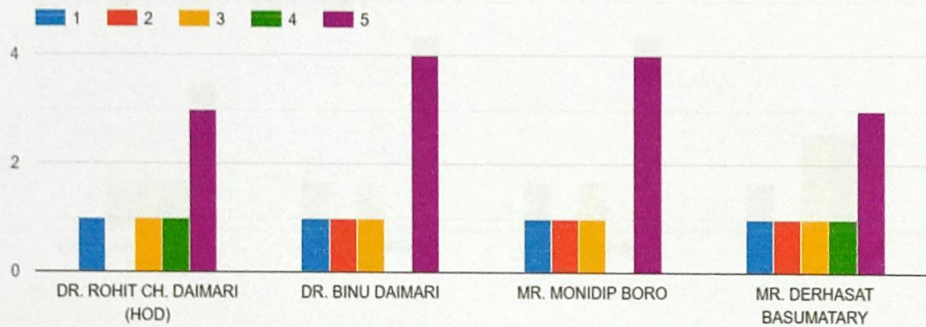


  
 PRINCIPAL  
 UDALGURI COLLEGE  
 UDALGURI

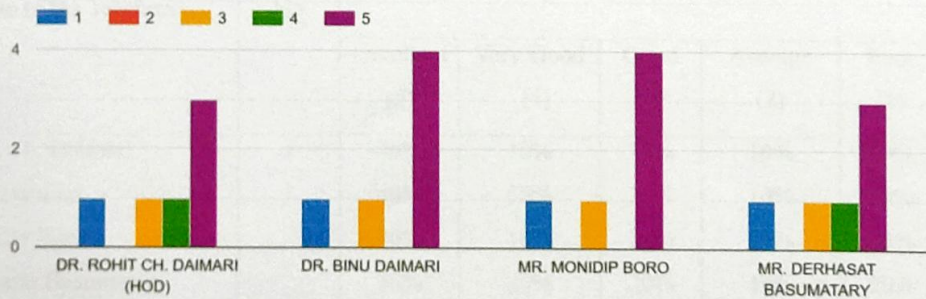
Q.6. Feedback taken by the teacher is-




Q.7. The teacher incorporates examples in teaching to relate the course content to real life-



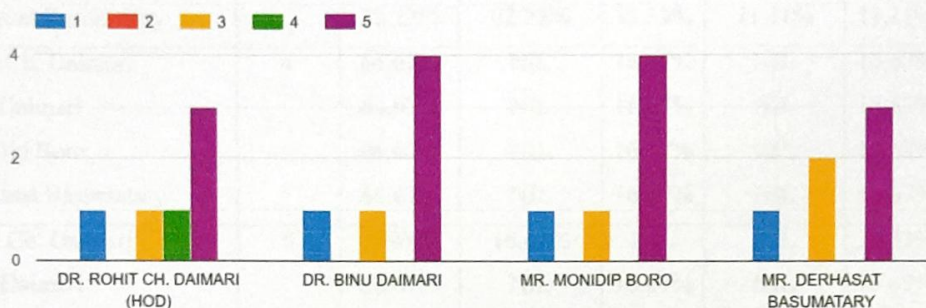
Q.8. Encouragement received from teachers for extra-curricular activities-



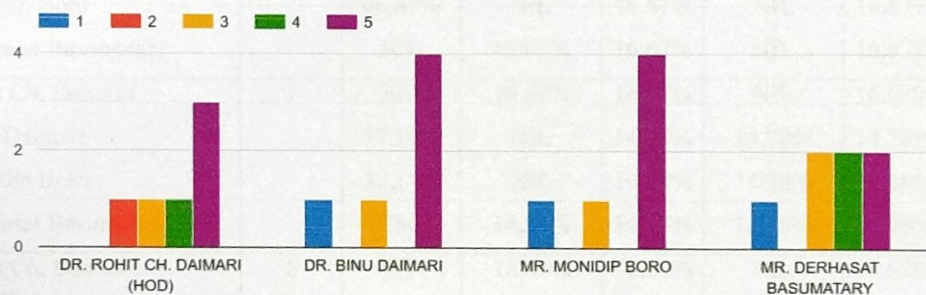
  
 PRINCIPAL  
 UDALGURI COLLEGE  
 UDALGURI



Q.9. Effort of the teacher in identifying strenght and weakness of the students-



Q.10. Availability of the teacher in and out of the class-



Feedback obtained from the students of Department of Botany is analysed as given below-


Name of the Teachers	Point No	Percentage				
		Excellent (5)	Very Good (4)	Good (3)	Average (2)	Poor (1)
Dr. Rohit Ch. Daimari	1	40%	10%	20%	10%	20%
Dr. Binu Daimari		40%	10%	20%	10%	20%
Mr.Monidip Boro		40%	10%	20%	10%	20%
Mr. Derhasat Basumatary		30%	20%	20%	10%	20%
Dr. Rohit Ch. Daimari	2	66.67%	NIL	NIL	16.67%	16.67%
Dr. Binu Daimari		66.67%	NIL	16.67%	NIL	16.67%

PRINCIPAL  
UDALGURI COLLEGE  
UDALGURI



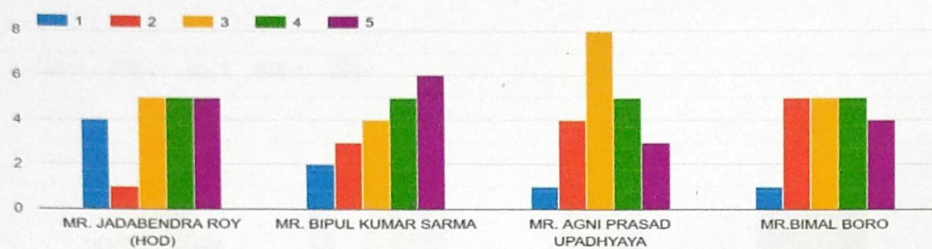
Dr. Rohit Ch. Daimari	3	33.33%	33.33%	16.67%	16.67%	NIL
Dr. Binu Daimari		66.67%	NIL	16.67%	NIL	16.67%
Mr.Monidip Boro		66.67%	NIL	16.67%	NIL	16.67%
Mr. Derhasat Basumatary		22.22%	22.22%	33.33%	11.11%	11.11%
Dr. Rohit Ch. Daimari	4	66.67%	NIL	16.67%	NIL	16.67%
Dr. Binu Daimari		66.67%	NIL	16.67%	NIL	16.67%
Mr.Monidip Boro		66.67%	NIL	16.67%	NIL	16.67%
Mr. Derhasat Basumatary		66.67%	NIL	16.67%	NIL	16.67%
Dr. Rohit Ch. Daimari	5	50%	16.67%	NIL	NIL	33.33%
Dr. Binu Daimari		66.67%	NIL	16.67%	NIL	16.67%
Mr.Monidip Boro		66.67%	NIL	16.67%	NIL	16.67%
Mr. Derhasat Basumatary		66.67%	NIL	16.67%	NIL	16.67%
Dr. Rohit Ch. Daimari	6	50%	16.67%	16.67%	NIL	16.67%
Dr. Binu Daimari		66.67%	NIL	16.67%	NIL	16.67%
Mr.Monidip Boro		66.67%	NIL	16.67%	NIL	16.67%
Mr. Derhasat Basumatary		50%	16.67%	16.67%	NIL	16.67%
Dr. Rohit Ch. Daimari	7	50%	16.67%	16.67%	NIL	16.67%
Dr. Binu Daimari		57.14%	NIL	14.28%	14.28%	14.28%
Mr.Monidip Boro		57.14%	NIL	14.28%	14.28%	14.28%
Mr. Derhasat Basumatary		42.86%	14.28%	14.28%	14.28%	14.28%
Dr. Rohit Ch. Daimari	8	50%	16.67%	16.67%	NIL	16.67%
Dr. Binu Daimari		66.67%	NIL	16.67%	NIL	16.67%
Mr.Monidip Boro		66.67%	NIL	16.67%	NIL	16.67%
Mr. Derhasat Basumatary		50%	16.67%	16.67%	NIL	16.67%
Dr. Rohit Ch. Daimari	9	50%	16.67%	16.67%	NIL	16.67%
Dr. Binu Daimari		66.67%	NIL	16.67%	NIL	16.67%
Mr.Monidip Boro		66.67%	NIL	16.67%	NIL	16.67%
Mr. Derhasat Basumatary		50%	NIL	33.33%	NIL	16.67%
Dr. Rohit Ch. Daimari	10	50%	16.67%	16.67%	16.67%	NIL
Dr. Binu Daimari		66.67%	NIL	16.67%	NIL	16.67%
Mr.Monidip Boro		66.67%	NIL	16.67%	NIL	16.67%
Mr. Derhasat Basumatary		33.33%	33.33%	33.33%	NIL	16.67%

## (2) Department of Chemistry-

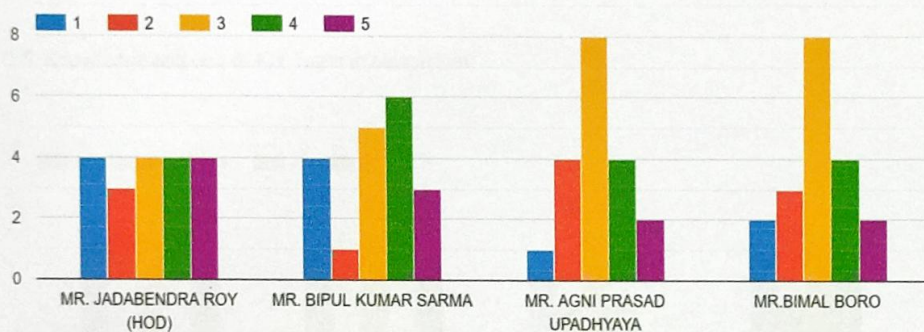
  
 PRINCIPAL  
 UDALGURI COLLEGE  
 UDALGURI



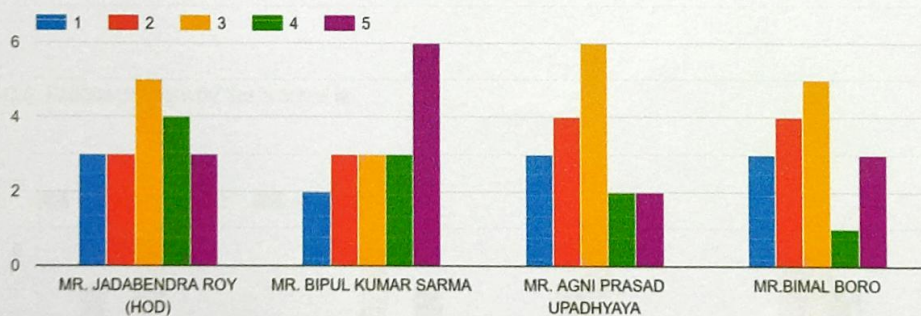
Q.1. The knowledge base of the teacher is -



Q.2. Teacher's role as a guide and mentor -

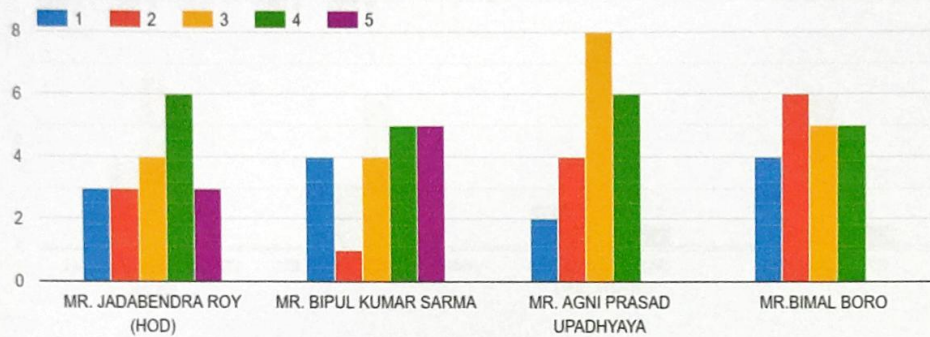


Q.3. Regularity and punctuality of the teacher-

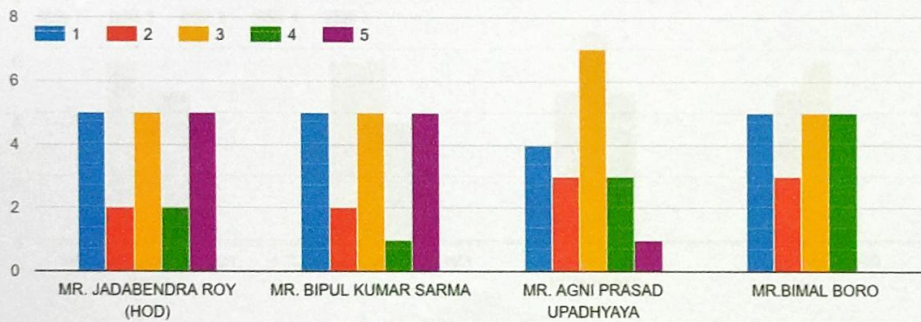


*[Signature]*  
**PRINCIPAL**  
**UDALGURI COLLEGE**  
**UDALGURI**

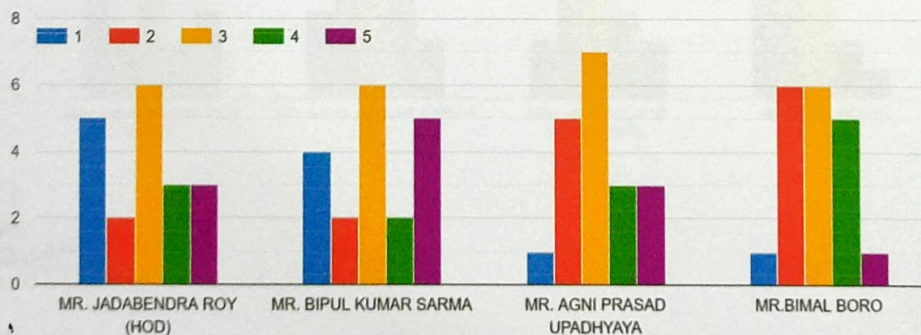
Q.4. Sincerity and dedication of the teacher -




Q.5. Knowledge and use of ICT Tools in classroom-



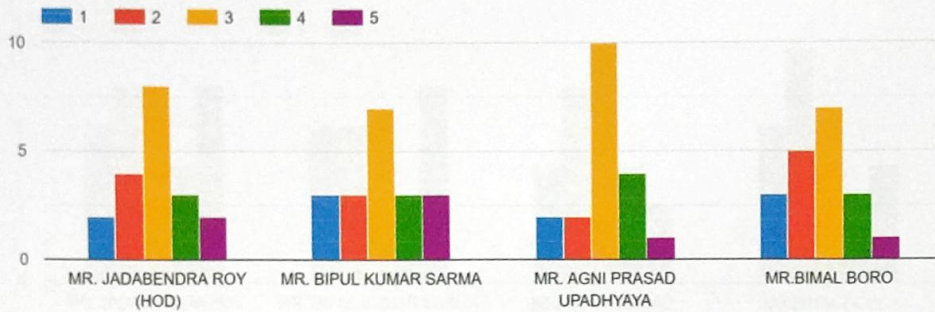
Q.6. Feedback taken by the teacher is-



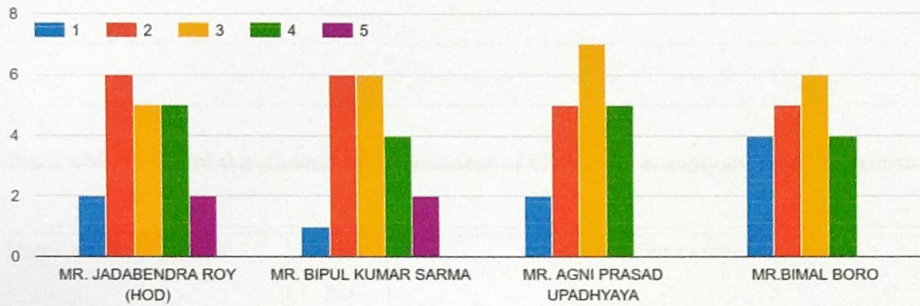
  
 PRINCIPAL  
 UDALGURI COLLEGE  
 UDALGURI



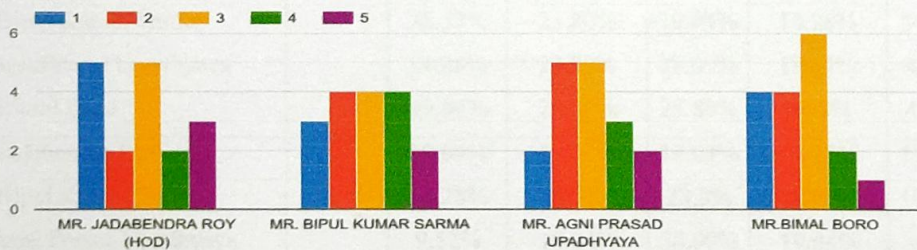
Q.7. The teacher incorporates examples in teaching to relate the course content to real life-




Q.8. Encouragement received from teachers for extra-curricular activities-

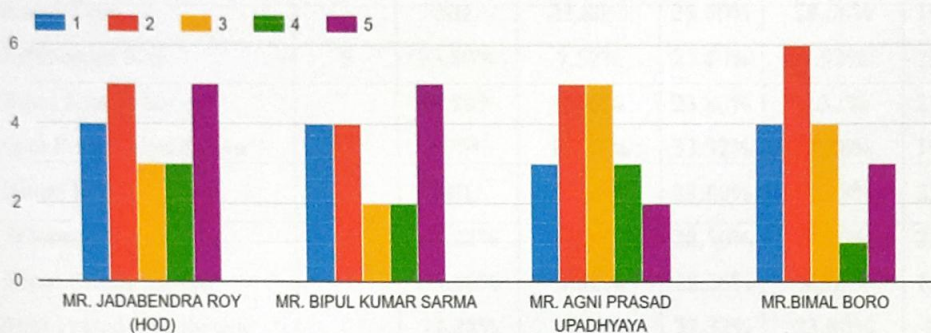


Q.9. Effort of the teacher in identifying strength and weakness of the students-




  
 PRINCIPAL  
 UDALGURI COLLEGE  
 UDALGURI

Q.10. Availability of the teacher in and out of the class-




Feedback obtained from the students of Department of Chemistry is analysed as given below-

Name of the Teachers	Point No	Percentage				
		Excellent (5)	Very Good (4)	Good (3)	Average (2)	Poor (1)
Mr. Jadabendra Roy	1	23.80%	23.80%	23.80%	4.76%	19.04%
Mr. Bipul Kumar Sarma		28.57%	23.80%	19.04%	14.28%	9.52%
Mr. Agni Prasad Upadhyaya		14.28%	23.80%	38.09%	19.04%	4.76%
Mr. Bimal Boro		19.04%	23.80%	23.80%	23.8%	4.76%
Mr. Jadabendra Roy	2	19.04%	19.04%	19.04%	14.28%	19.04%
Mr. Bipul Kumar Sarma		14.28%	28.57%	23.8%	4.76%	19.04%
Mr. Agni Prasad Upadhyaya		9.52%	19.04%	38.09%	19.04%	4.76%
Mr. Bimal Boro		9.52%	19.04%	38.09%	14.28%	9.52%
Mr. Jadabendra Roy	3	14.28%	19.04%	23.80%	14.28%	14.28%
Mr. Bipul Kumar Sarma		28.57%	14.28%	14.28%	14.28%	4.76%
Mr. Agni Prasad Upadhyaya		4.76%	4.76%	28.57%	19.04%	9.52%

  
 PRINCIPAL  
 UDALGURI COLLEGE  
 UDALGURI



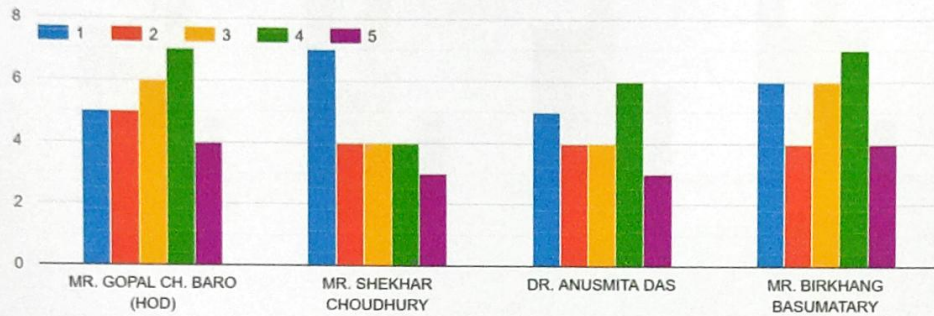
Mr. Jadabendra Roy	4	14.28%	28.57%	19.04%	14.28%	14.28%
Mr. Bipul Kumar Sarma		23.80%	23.80%	19.04%	4.76%	19.04%
Mr. Agni Prasad Upadhyaya		NIL	28.56%	38.08%	19.04%	9.52%
Mr. Bimal Boro		NIL	23.80%	23.80%	28.56%	19.04%
Mr. Jadabendra Roy	5	23.80%	9.52%	23.80%	9.52%	23.80%
Mr. Bipul Kumar Sarma		23.80%	4.76%	23.80%	9.52%	23.80%
Mr. Agni Prasad Upadhyaya		4.76%	14.28%	33.32%	14.28%	19.04%
Mr. Bimal Boro		NIL	23.80%	23.80%	14.28%	23.80%
Mr. Jadabendra Roy	6	14.28%	14.28%	28.56%	9.52%	23.80%
Mr. Bipul Kumar Sarma		23.80%	9.52%	28.56%	9.52%	19.04%
Mr. Agni Prasad Upadhyaya		14.28%	14.28%	33.32%	23.80%	4.76%
Mr. Bimal Boro		4.76%	23.80%	28.56%	28.56%	4.76%
Mr. Jadabendra Roy	7	9.52%	14.28%	38.80%	19.04%	9.52%
Mr. Bipul Kumar Sarma		14.28%	14.28%	33.32%	14.28%	14.28%
Mr. Agni Prasad Upadhyaya		4.76%	19.04%	47.60%	9.52%	9.52%
Mr. Bimal Boro		4.76%	14.28%	33.32%	23.80%	14.28%
Mr. Jadabendra Roy	8	9.52%	23.80%	38.80%	19.04%	9.52%
Mr. Bipul Kumar Sarma		14.28%	14.28%	33.32%	14.28%	14.28%
Mr. Agni Prasad Upadhyaya		4.76%	19.04%	47.60%	9.52%	9.52%
Mr. Bimal Boro		4.76%	14.28%	33.32%	23.80%	14.28%
Mr. Jadabendra Roy	9	14.28%	9.52%	23.80%	9.52%	23.80%
Mr. Bipul Kumar Sarma		9.52%	19.04%	19.04%	19.04%	14.28%
Mr. Agni Prasad Upadhyaya		9.52%	14.28%	23.80%	23.80%	9.52%
Mr. Bimal Boro		4.76%	9.52%	28.56%	19.04%	19.04%
Mr. Jadabendra Roy	10	23.80%	14.28%	14.28%	23.80%	19.04%
Mr. Bipul Kumar Sarma		23.80%	9.52%	9.52%	19.04%	19.04%
Mr. Agni Prasad Upadhyaya		9.52%	14.28%	23.80%	23.80%	14.28%
Mr. Bimal Boro		14.28%	4.76%	19.04%	28.56%	19.04%

  
 PRINCIPAL  
 UDALGURI COLLEGE  
 UDALGURI

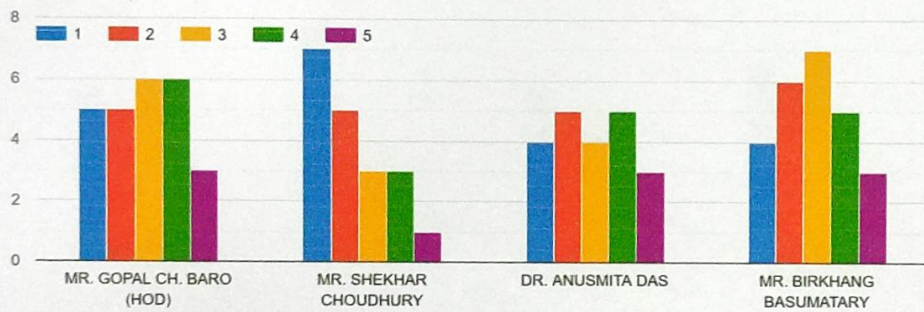


### (3)Department of Mathematics-

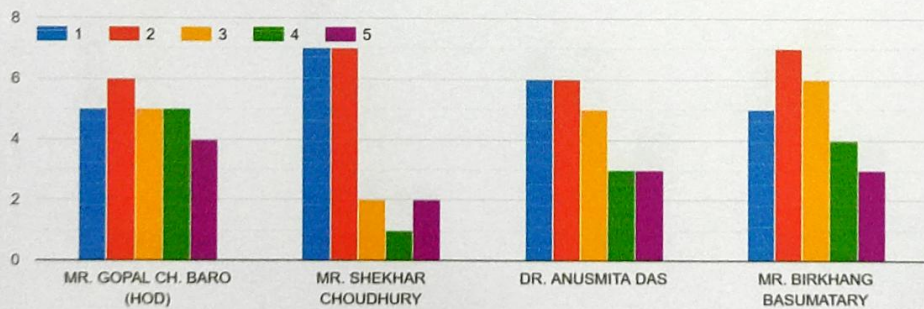
Q.1. The knowledge base of the teacher is -



Q.2. Teacher's role as a guide and mentor-



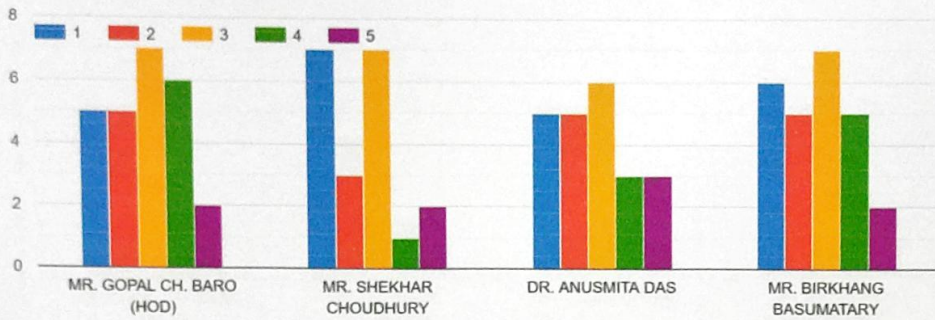
Q.3. Regularity and punctuality of the teacher-



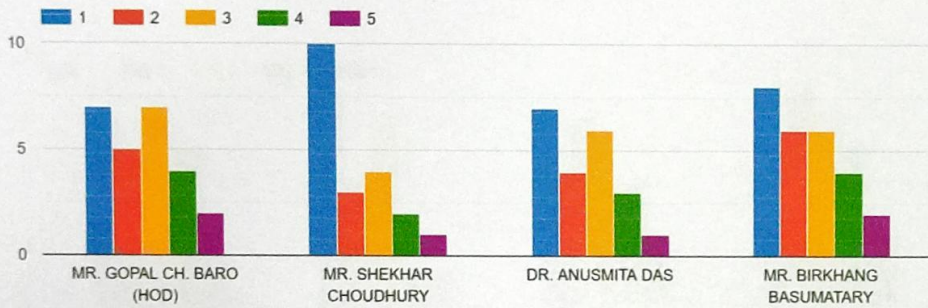
  
 PRINCIPAL  
 UDALGURI COLLEGE  
 UDALGURI



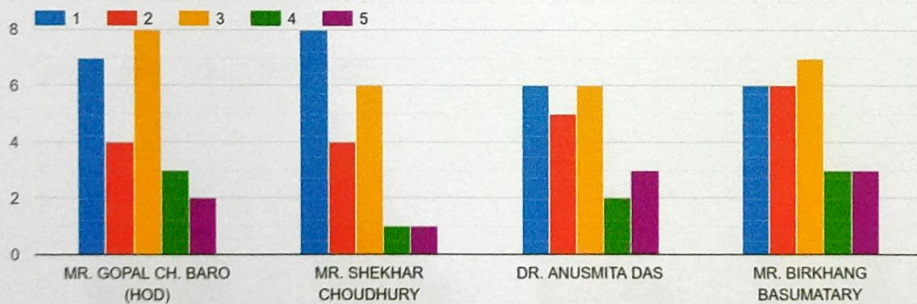
Q.4. Sincerity and dedication of the teacher -




Q.5. Knowledge and use of ICT Tools in classroom-

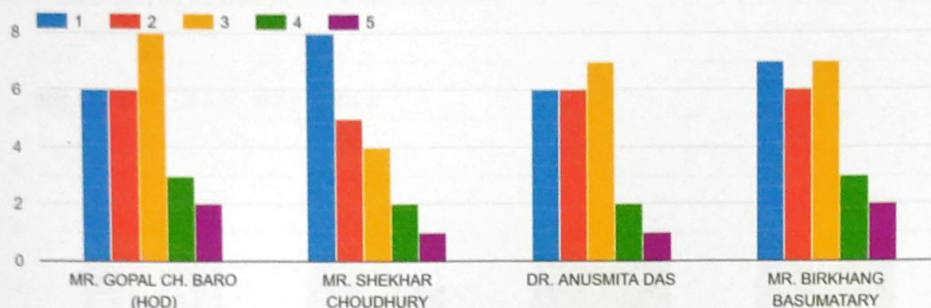


Q.6. Feedback taken by the teacher is-

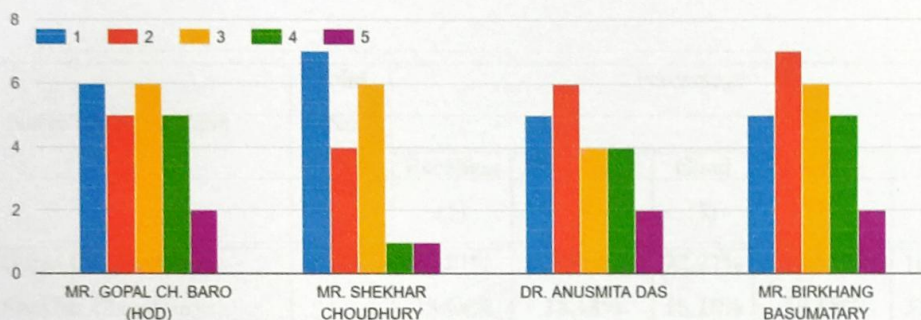


  
 PRINCIPAL  
 UDALGURI COLLEGE  
 UDALGURI

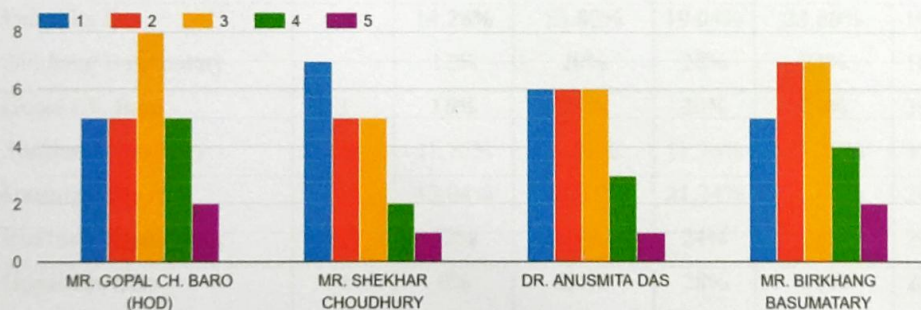
Q.7. The teacher incorporates examples in teaching to relate the course content to real life-




Q.8. Encouragement received from teachers for extra-curricular activities-



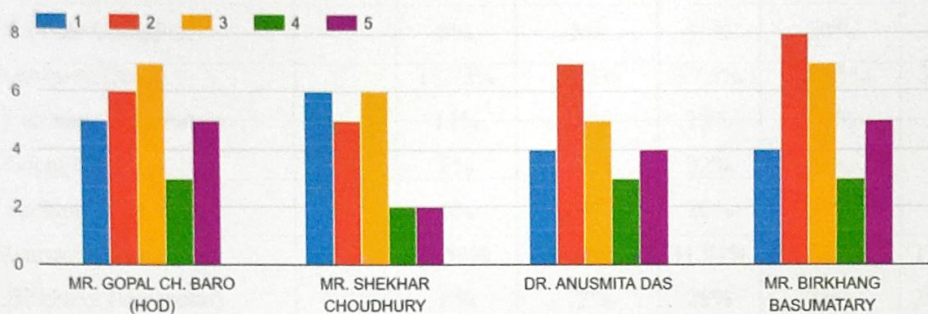
Q.9. Effort of the teacher in identifying strength and weakness of the students-



  
 PRINCIPAL  
 UDALGURI COLLEGE  
 UDALGURI




Q.10. Availability of the teacher in and out of the class-




Feedback obtained from the students of Department of Mathematics is analysed as given below-

Name of the Teachers	Point No	Percentage				
		Excellent (5)	Very Good (4)	Good (3)	Average (2)	Poor (1)
Mr. Gopal Ch. Baro	1	14.81%	25.93%	22.22%	18.51%	18.51%
Mr. Shekhar Choudhury		13.64%	18.18%	18.18%	18.18%	31.81%
Dr. Anusmita Das		13.64%	27.27%	14.81%	14.81%	22.72%
Mr. Birkhang Basumatary		17.39%	30.43%	26.08%	17.39%	26.08%
Mr. Gopal Ch. Baro	2	12%	24%	24%	20%	20%
Mr. Shekhar Choudhury		5.26%	15.79%	15.79%	26.31%	36.84%
Dr. Anusmita Das		14.28%	23.80%	19.04%	23.80%	19.04%
Mr. Birkhang Basumatary		12%	20%	28%	24%	16%
Mr. Gopal Ch. Baro	3	16%	20%	20%	24%	20%
Mr. Shekhar Choudhury		11.76%	5.88%	11.76%	35.29%	35.29%
Dr. Anusmita Das		13.04%	13.04%	21.74%	26.09%	26.09%
Mr. Birkhang Basumatary		12%	16%	24%	28%	20%
Mr. Gopal Ch. Baro	4	8%	24%	28%	20%	20%
Mr. Shekhar Choudhury		10%	5%	35%	15%	35%

  
 PRINCIPAL  
 UDALGURI COLLEGE  
 UDALGURI



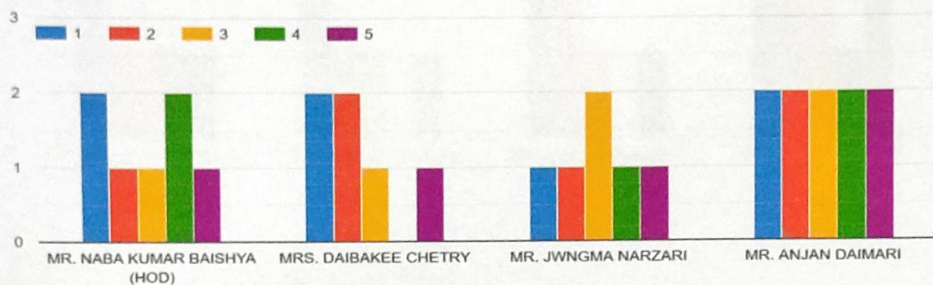
Mr. Gopal Ch. Baro	5	8%	16%	28%	20%	28%
Mr. Shekhar Choudhury		5%	5%	30%	20%	40%
Dr. Anusmita Das		4.76%	14.28%	28.57%	19.04%	33.33%
Mr. Birkhang Basumatary		7.69%	15.38%	23.07%	23.07%	30.76%
Mr. Gopal Ch. Baro	6	8.33%	12.5%	33.33%	16.67%	29.16%
Mr. Shekhar Choudhury		5%	5%	30%	20%	40%
Dr. Anusmita Das		18.75%	12.5%	37.5%	31.25%	37.5%
Mr. Birkhang Basumatary		12%	12%	28%	24%	24%
Mr. Gopal Ch. Baro	7	8%	12%	32%	24%	24%
Mr. Shekhar Choudhury		5%	10%	20%	25%	40%
Dr. Anusmita Das		4.54%	9.09%	31.81%	27.27%	27.27%
Mr. Birkhang Basumatary		8%	12%	28%	24%	28%
Mr. Gopal Ch. Baro	8	8.33%	20.83%	25%	20.83%	25%
Mr. Shekhar Choudhury		5.26%	5.26%	31.57%	21.05%	36.84%
Dr. Anusmita Das		9.52%	19.04%	19.04%	28.57%	23.80%
Mr. Birkhang Basumatary		8%	20%	24%	28%	20%
Mr. Gopal Ch. Baro	9	8%	20%	32%	20%	20%
Mr. Shekhar Choudhury		5%	10%	25%	25%	35%
Dr. Anusmita Das		4.76%	14.28%	28.57%	28.57%	28.57%
Mr. Birkhang Basumatary		8%	16%	28%	28%	20%
Mr. Gopal Ch. Baro	10	19.23%	11.54%	26.92%	23.07%	19.23%
Mr. Shekhar Choudhury		9.52%	9.52%	28.57%	23.80%	28.57%
Dr. Anusmita Das		17.39%	13.04%	21.73%	30.43%	17.39%
Mr. Birkhang Basumatary		18.52%	11.11%	25.93%	29.63%	14.81%

  
 PRINCIPAL  
 UDALGURI COLLEGE  
 UDALGURI

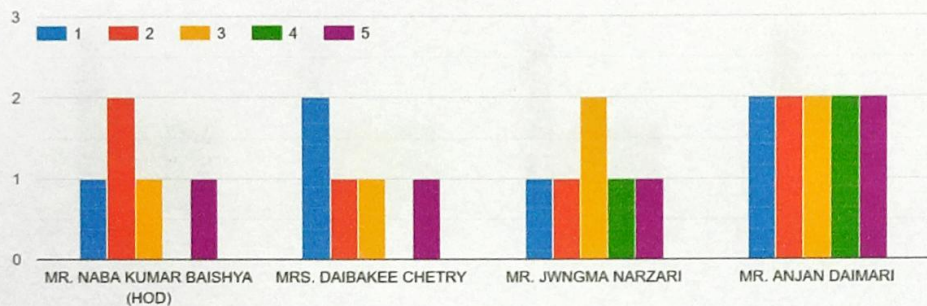


#### (4) Department of Physics-

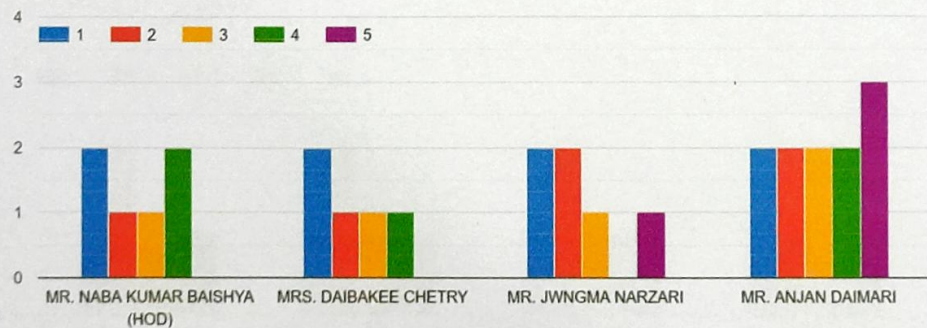
Q.1. The knowledge base of the teacher is -




Q.2. Teacher's role as a guide and mentor -

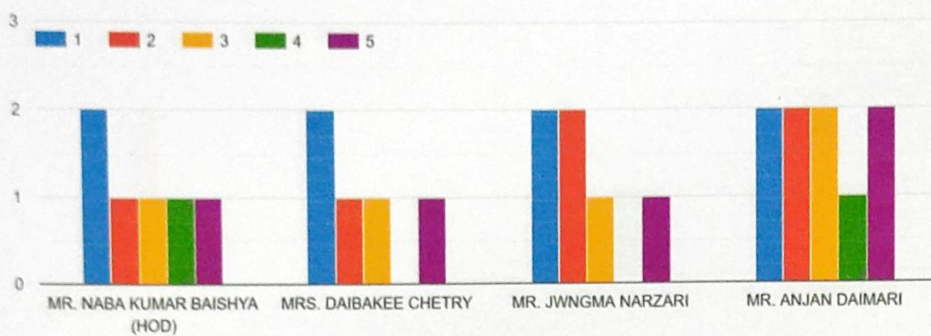


Q.3. Regularity and punctuality of the teacher-

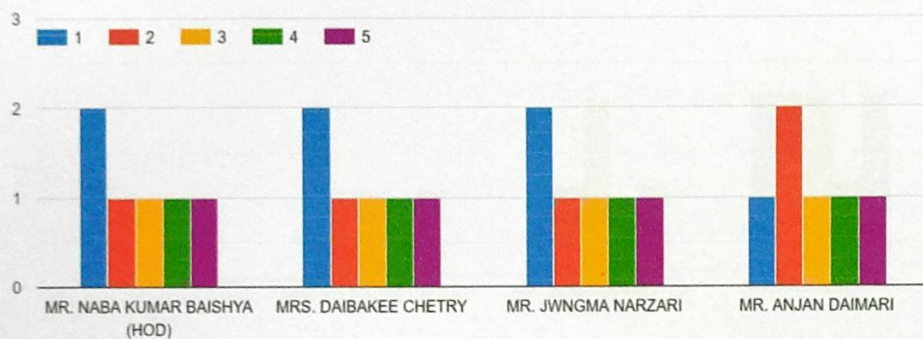


  
 PRINCIPAL  
 UDALGURI COLLEGE,  
 UDALGURI

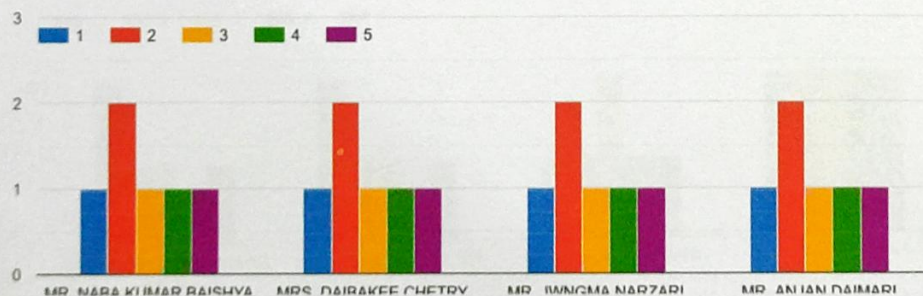
Q.4. Sincerity and dedication of the teacher -




Q.5. Knowledge and use of ICT Tools in classroom-



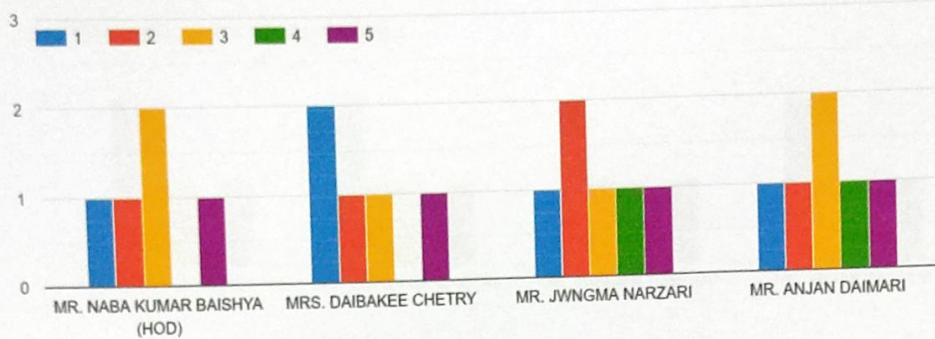
Q.6. Feedback taken by the teacher is-



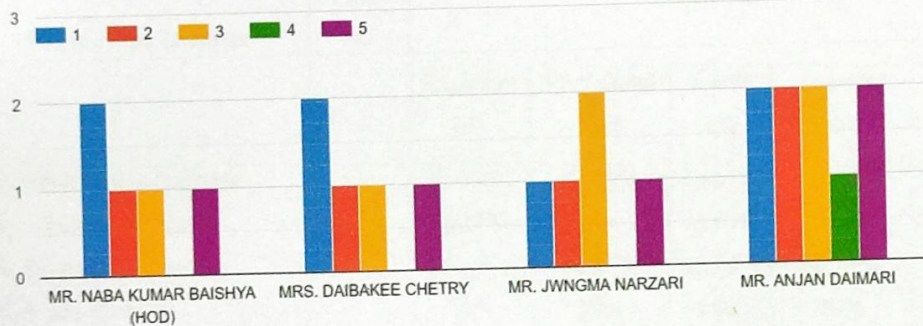
  
 PRINCIPAL  
 UDALGURI COLLEGE  
 UDALGURI



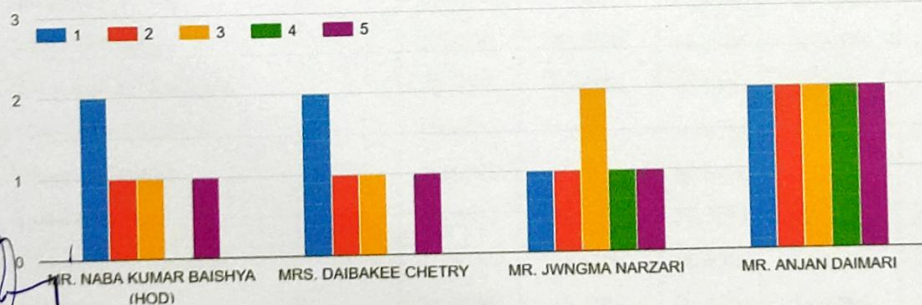
Q.7. The teacher incorporates examples in teaching to relate the course content to real life-




Q.8. Encouragement received from teachers for extra- curri-cular activities-

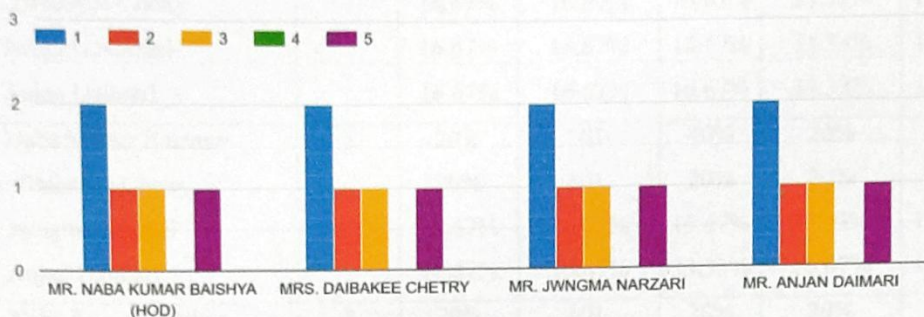


Q.9. Effort of the teacher in identifying strenght and weakness of the students-




  
 PRINCIPAL  
 UDALGURI COLLEGE  
 UDALGURI

Q.10. Availability of the teacher in and out of the class-




Feedback obtained from the students of Department of Physics is analysed as given below-

Name of the Teachers	Point No	Percentage				
		Excellent (5)	Very Good (4)	Good (3)	Average (2)	Poor (1)
Mr. Naba Kumar Baishya	1	16.67%	33.33%	16.67%	16.67%	33.33%
Mrs. Daibakee Chetry		16.67%	NIL	16.67%	33.33%	33.33%
Mr. Jwngma Narzari		16.67%	16.67%	33.33%	16.67%	16.67%
Mr. Anjan Daimari		20%	20%	20%	20%	20%
Mr. Naba Kumar Baishya	2	20%	NIL	20%	40%	20%
Mrs. Daibakee Chetry		20%	NIL	20%	20%	40%
Mr. Jwngma Narzari		16.67%	16.67%	33.33%	16.67%	16.67%
Mr. Anjan Daimari		20%	20%	20%	20%	20%
Mr. Naba Kumar Baishya	3	NIL	33.33%	16.67%	16.67%	33.33%
Mrs. Daibakee Chetry		NIL	20%	20%	20%	40%
Mr. Jwngma Narzari		16.67%	NIL	16.67%	33.33%	33.33%
Mr. Anjan Daimari		27.27%	18.18%	18.18%	18.18%	18.18%
Mr. Naba Kumar Baishya	4	16.67%	16.67%	16.67%	16.67%	33.33%
Mrs. Daibakee Chetry		16.67%	NIL	16.67%	33.33%	33.33%
Mr. Jwngma Narzari		16.67%	NIL	16.67%	33.33%	33.33%
Mr. Anjan Daimari		22.22%	11.11%	22.22%	22.22%	22.22%
Mr. Naba Kumar Baishya	5	16.67%	16.67%	16.67%	16.67%	33.33%
Mrs. Daibakee Chetry		16.67%	16.67%	16.67%	16.67%	33.33%

  
 PRINCIPAL  
 UDALGURI COLLEGE  
 UDALGURI

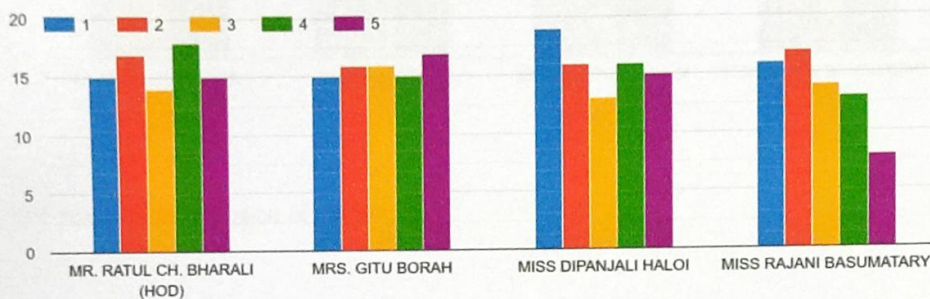


Mr. Anjan Daimari		16.67%	16.67%	16.67%	33.33%	16.67%
Mr. Naba Kumar Baishya	6	16.67%	16.67%	16.67%	33.33%	16.67%
Mrs. Daibakee Chetry		16.67%	16.67%	16.67%	33.33%	16.67%
Mr. Jwngma Narzari		16.67%	16.67%	16.67%	33.33%	16.67%
Mr. Anjan Daimari		16.67%	16.67%	16.67%	33.33%	16.67%
Mr. Naba Kumar Baishya	7	20%	NIL	40%	20%	20%
Mrs. Daibakee Chetry		20%	NIL	20%	20%	40%
Mr. Jwngma Narzari		16.67%	16.67%	16.67%	33.33%	16.67%
Mr. Anjan Daimari		16.67%	16.67%	33.33%	16.67%	16.67%
Mr. Naba Kumar Baishya	8	20%	NIL	20%	20%	40%
Mrs. Daibakee Chetry		20%	NIL	20%	20%	40%
Mr. Jwngma Narzari		20%	NIL	40%	20%	20%
Mr. Anjan Daimari		22.22%	11.11%	22.22%	22.22%	22.22%
Mr. Naba Kumar Baishya	9	20%	NIL	20%	20%	40%
Mrs. Daibakee Chetry		20%	NIL	20%	20%	40%
Mr. Jwngma Narzari		16.67%	16.67%	33.33%	16.67%	16.67%
Mr. Anjan Daimari		20%	20%	20%	20%	20%
Mr. Naba Kumar Baishya	10	20%	NIL	20%	20%	40%
Mrs. Daibakee Chetry		20%	NIL	20%	20%	40%
Mr. Jwngma Narzari		20%	NIL	20%	20%	40%
Mr. Anjan Daimari		20%	NIL	20%	20%	40%

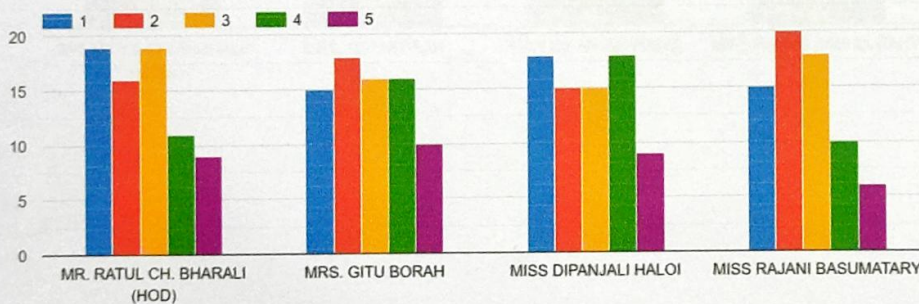
  
 PRINCIPAL  
 UDALGURI COLLEGE  
 UDALGURI


## (5) Department of Zoology-

Q.1. The knowledge base of the teacher is -



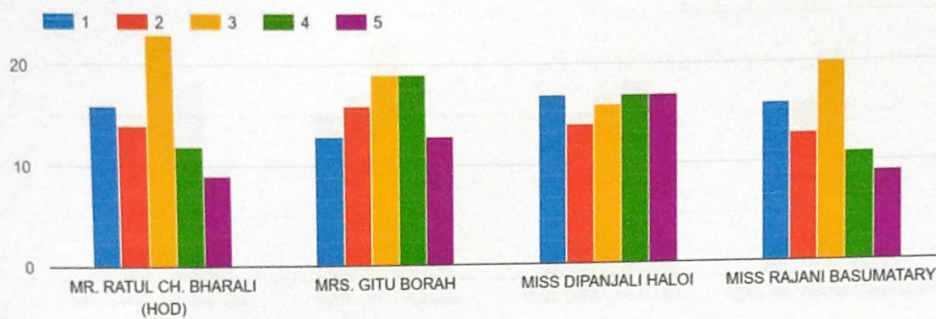
Q.2. Teacher's role as a guide and mentor -



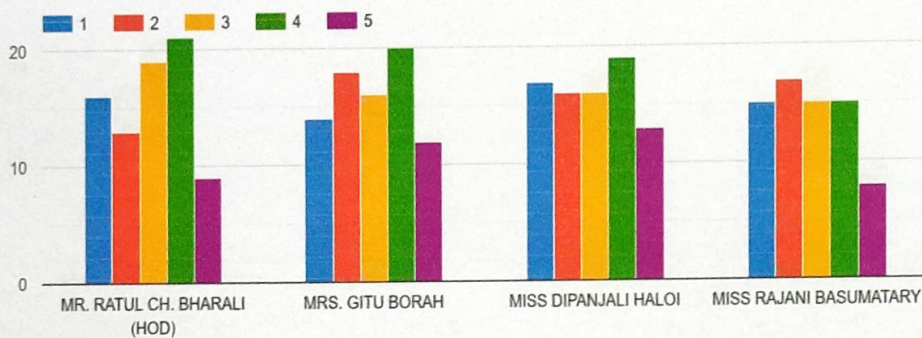
  
 PRINCIPAL  
 UDALGURI COLLEGE  
 UDALGURI




Q.3. Regularity and punctuality of the teacher-

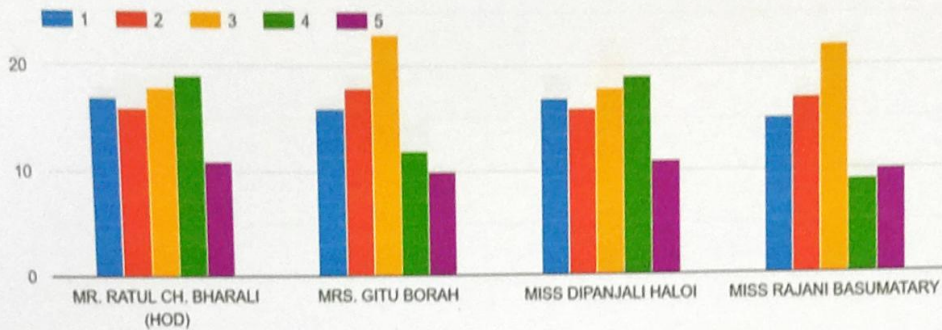


Q.4. Sincerity and dedication of the teacher -

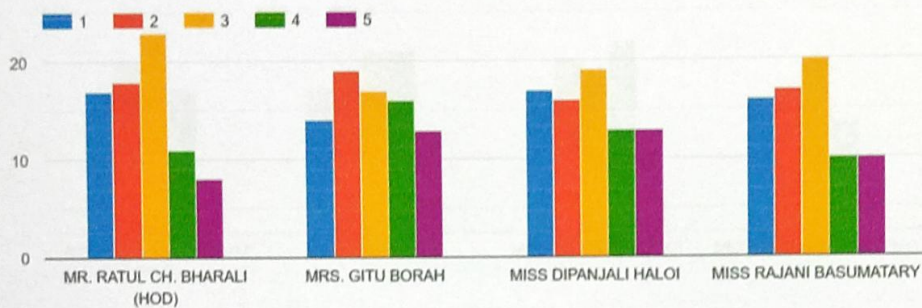


  
 PRINCIPAL  
 UDALGURI COLLEGE  
 UDALGURI

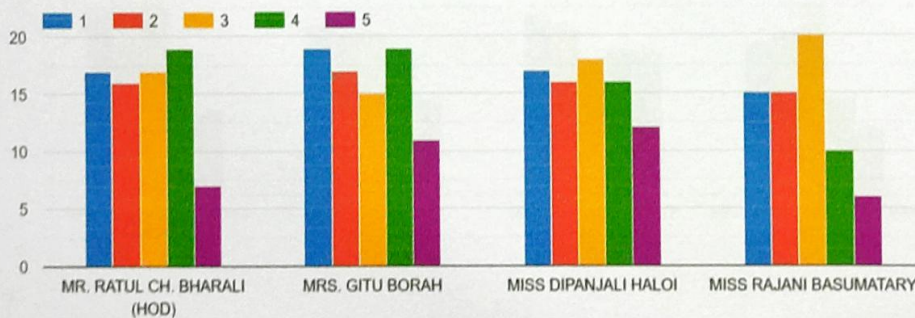
Q.5. Knowledge and use of ICT Tools in classroom- -




Q.6. Feedback taken by the teacher is-



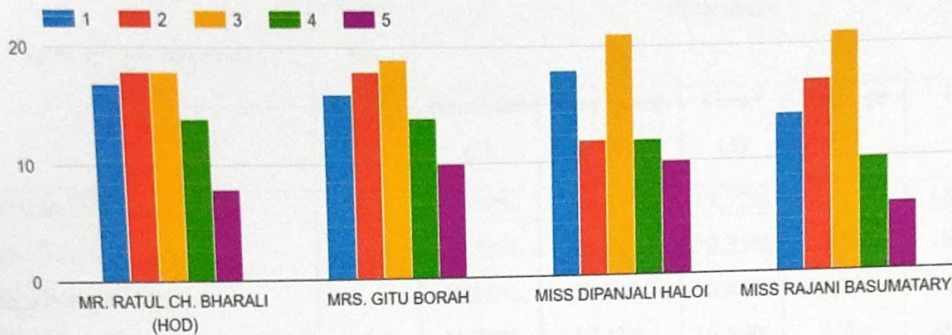
Q.7. The teacher incorporates examples in teaching to relate the course content to real life-



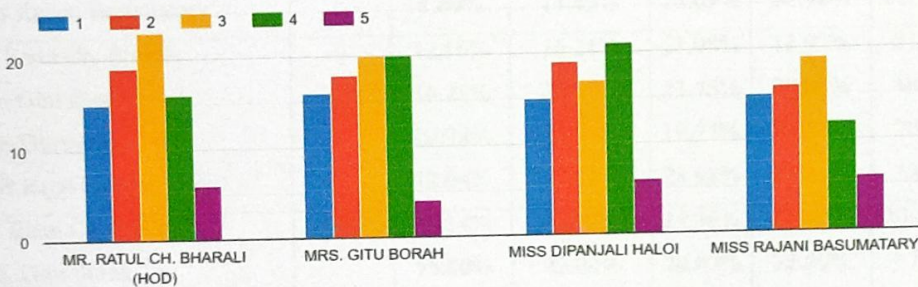
  
 PRINCIPAL  
 UDALGURI COLLEGE  
 UDALGURI



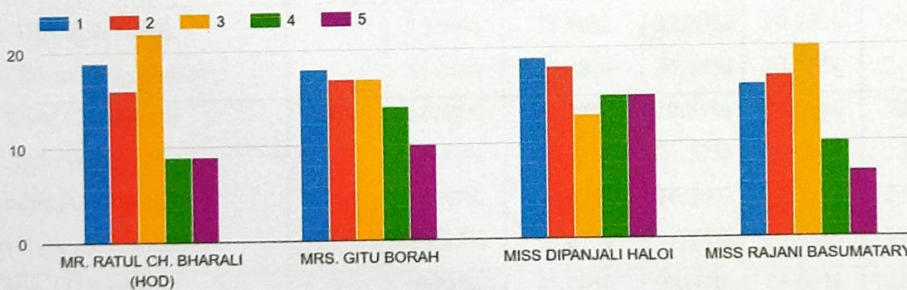
Q.8. Encouragement received from teachers for extra-curricular activities-



Q.9. Effort of the teacher in identifying strenght and weakness of the students-



Q.10. Availability of the teacher in and out of the class-




  
 PRINCIPAL  
 UDALGURI COLLEGE  
 UDALGURI



Feedback obtained from the students of Department of Zoology is analysed as given below-

Name of the Teachers	Point No	Percentage				
		Excellent (5)	Very Good (4)	Good (3)	Average (2)	Poor (1)
Mr. Ratul Ch. Bharali	1	18.98%	21.52%	17.72%	20.25%	18.98%
Mrs. Gitu Borah		21.52%	18.98%	20.25%	20.25%	18.98%
Miss Dipanjali Haloi		18.98%	20.25%	16.45%	20.25%	24.05%
Miss Rajani Basumatary		11.76%	19.11%	20.59%	25%	23.53%
Mr. Ratul Ch. Bharali	2	12.16%	14.86%	25.67%	21.62%	25.67%
Mrs. Gitu Borah		13.33%	21.33%	21.33%	24.00%	20.00%
Miss Dipanjali Haloi		12.00%	24.00%	20.00%	20.00%	24.00%
Miss Rajani Basumatary		8.69%	14.49%	26.09%	28.98%	21.74%
Mr. Ratul Ch. Bharali	3	12.16%	16.21%	31.08%	18.92%	21.62%
Mrs. Gitu Borah		16.25%	23.75%	23.75%	20.00%	16.25%
Miss Dipanjali Haloi		20.98%	20.98%	19.75%	17.28%	20.98%
Miss Rajani Basumatary		13.04%	15.94%	28.98%	18.84%	23.19%
Mr. Ratul Ch. Bharali	4	11.54%	26.92%	24.36%	16.67%	20.51%
Mrs. Gitu Borah		15.00%	25.00%	20.00%	22.50%	17.50%
Miss Dipanjali Haloi		16.04%	23.46%	19.75%	19.75%	20.98%
Miss Rajani Basumatary		11.43%	21.43%	21.43%	24.28%	21.43%
Mr. Ratul Ch. Bharali	5	13.58%	23.46%	22.22%	19.75%	20.98%
Mrs. Gitu Borah		12.66%	15.19%	29.11%	22.78%	20.25%
Miss Dipanjali Haloi		13.58%	23.46%	22.22%	19.75%	20.98%
Miss Rajani Basumatary		13.70%	12.33%	30.14%	23.29%	20.55%
Mr. Ratul Ch. Bharali	6	10.39%	14.28%	29.87%	23.38%	22.08%
Mrs. Gitu Borah		16.45%	20.25%	21.52%	24.05%	17.72%
Miss Dipanjali Haloi		16.67%	16.67%	24.36%	20.51%	21.79%
Miss Rajani Basumatary		15.87%	15.87%	31.75%	26.98%	25.40%
Mr. Ratul Ch. Bharali	7	9.21%	25.00%	22.37%	21.05%	22.37%
Mrs. Gitu Borah		13.58%	23.46%	18.52%	20.99%	23.46%
Miss Dipanjali Haloi		15.19%	20.25%	22.78%	20.25%	21.52%
Miss Rajani Basumatary		9.09%	15.15%	30.30%	22.72%	22.72%
Mr. Ratul Ch. Bharali	8	10.67%	18.67%	24.00%	24.00%	22.67%
Mrs. Gitu Borah		12.98%	18.18%	24.67%	23.38%	20.78%


  
 PRINCIPAL  
 UDALGURI COLLEGE  
 UDALGURI




Miss Dipanjali Haloi		13.70%	16.44%	28.77%	16.44%	24.66%
Miss Rajani Basumatary		8.82%	14.70%	30.88%	25.00%	20.59%
Mr. Ratul Ch. Bharali	9	8.69%	23.19%	33.33%	27.53%	21.74%
Mrs. Gitu Borah		5.12%	25.64%	25.64%	23.08%	20.51%
Miss Dipanjali Haloi		7.69%	26.92%	21.79%	24.35%	19.23%
Miss Rajani Basumatary		8.82%	17.64%	27.94%	23.53%	22.06%
Mr. Ratul Ch. Bharali	10	12.00%	12.00%	29.33%	21.33%	25.33%
Mrs. Gitu Borah		13.16%	18.42%	22.37%	22.37%	23.68%
Miss Dipanjali Haloi		18.75%	18.75%	16.25%	22.50%	23.75%
Miss Rajani Basumatary		10.00%	14.28%	28.57%	24.28%	22.85%

### Concluding Remarks:

The feedback received from the students indicates that most of the students are satisfied with the teaching-learning process, regularity and punctuality of the teacher, sincerity and dedication of the teachers, knowledge and use of ICT tools in the classroom by the teachers, effort of the teachers in identifying strength and weaknesses of the students, availability of the teachers in and out of the classrooms. They agree that teachers are helpful and friendly.

  
**PRINCIPAL**  
**UDALGURI COLLEGE**  
**UDALGURI**

  
**(Bipul Kumar Sarma)**  
**Convenor**  
**SSS, IQAC**  
**Udalguri College**